



THE
POWER
TO KNOW.

SAS[®] 9.2

Integration Technologies

Directory Services Reference



The correct bibliographic citation for this manual is as follows: SAS Institute Inc. 2009. *SAS® 9.2 Integration Technologies: Directory Services Reference*. Cary, NC: SAS Institute Inc.

SAS® 9.2 Integration Technologies: Directory Services Reference

Copyright © 2009, SAS Institute Inc., Cary, NC, USA

ISBN 978-1-59994-848-5

All rights reserved. Produced in the United States of America.

For a hard-copy book: No part of this publication may be reproduced, stored in a retrieval system, or transmitted, in any form or by any means, electronic, mechanical, photocopying, or otherwise, without the prior written permission of the publisher, SAS Institute Inc.

For a Web download or e-book: Your use of this publication shall be governed by the terms established by the vendor at the time you acquire this publication.

U.S. Government Restricted Rights Notice. Use, duplication, or disclosure of this software and related documentation by the U.S. government is subject to the Agreement with SAS Institute and the restrictions set forth in FAR 52.227-19 Commercial Computer Software-Restricted Rights (June 1987).

SAS Institute Inc., SAS Campus Drive, Cary, North Carolina 27513.

1st electronic book, February 2009

1st printing, March 2009


SAS® Publishing provides a complete selection of books and electronic products to help customers use SAS software to its fullest potential. For more information about our e-books, e-learning products, CDs, and hard-copy books, visit the SAS Publishing Web site at support.sas.com/publishing or call 1-800-727-3228.

SAS® and all other SAS Institute Inc. product or service names are registered trademarks or trademarks of SAS Institute Inc. in the USA and other countries. ® indicates USA registration.

Other brand and product names are registered trademarks or trademarks of their respective companies.

Contents

Chapter 1	△ Overview of Directory Services	1
What Are Directory Services?		1
What Is the Lightweight Directory Access Protocol (LDAP)?		2
Understanding the Directory Information Tree (DIT)		3
Understanding LDAP Security		5
How Does SAS Implement Directory Services?		6
Chapter 2	△ LDAP CALL Routine Interface	7
Overview of the LDAP CALL Routine Interface		7
Dictionary		7
Chapter 3	△ LDAP SCL Interface	29
Overview of the LDAP SCL Interface		29
Index		41



CHAPTER

1

Overview of Directory Services

<i>What Are Directory Services?</i>	1
<i>What Is the Lightweight Directory Access Protocol (LDAP)?</i>	2
<i>Understanding the Directory Information Tree (DIT)</i>	3
<i>Directory Structure</i>	3
<i>Directory Entries</i>	3
<i>Searching a Directory Information Tree</i>	4
<i>Understanding LDAP Security</i>	5
<i>Overview of LDAP Security</i>	5
<i>Authentication</i>	5
<i>Access Control</i>	6
<i>How Does SAS Implement Directory Services?</i>	6

What Are Directory Services?

Today's enterprise computing environments support an extensive array of users and resources. Frequently, users require access to computing resources from multiple operating environments across the distributed enterprise. This need for access makes the administration and tracking of user profiles and resource attributes difficult, if not completely unmanageable. It is also difficult for applications to access data about resources that are located on other systems.

Enterprise directory services solves these problems by enabling you to collect information that describes users, applications, file and print resources, access control, and other resources into a common *directory* that is accessible from all users and applications on the network. This directory, or repository, can be administered in one place using one interface. SAS Integration Technologies software provides application interfaces that enable you to develop SAS programs using either the DATA step or SAS Component Language (SCL) that use directory services. These interfaces enable SAS distributed application components to share a common application directory with components that execute in other run-time environments across the distributed enterprise. This common application directory eliminates the islands of information that can be created when applications implement their own specialized repositories to manage resource information.

Additionally, SAS Integration Technologies uses directory services to host all of its product infrastructure and run-time configuration information. This includes server and transport bindings, publish/subscribe channel and subscriber profiles, package archive repositories, and data source locators.

For Version 9 of Integration Technologies, SAS provides the SAS Open Metadata Architecture. The SAS Open Metadata Architecture provides a central repository for metadata for the entire enterprise. For the SAS Metadata Server, SAS includes the SAS Management Console, which enables you to administer the configuration

information using a graphical user interface. Because the information is centrally managed, any additions or changes that you make to the information in the directory are immediately available to *all* users and directory-enabled applications. For example, instead of changing an access control list for a resource on each system that accesses it, you change the information only once. Each application can use this information to control access to the resource.

Another type of directory service is the Lightweight Directory Access Protocol (LDAP). Using this access protocol, applications can search, retrieve, add, delete, and modify objects in an enterprise directory from anywhere within the distributed environment.

This document provides information on how to incorporate the LDAP directory services functions into your SAS programs.

What Is the Lightweight Directory Access Protocol (LDAP)?

In 1987 the Comité Consultatif International Téléphonique et Télégraphique (CCITT) X.500 recommendation on directory services was adopted. The CCITT later became the International Telecommunications Union (ITU). This recommendation included a specification for a Directory Access Protocol (DAP) that defined a protocol used to control communication between a user and the directory. This DAP was based on the Open Systems Interconnect (OSI) protocol stack.

The X.500 recommendation set the stage for several successful commercial implementations of directory services. (One early implementation of particular note was the Novell Directory Services (NDS) first introduced in NetWare Version 4.0.) However, one of the obstacles to broader acceptance of the X.500 standard was the reliance of the DAP on the OSI protocol stack. The OSI stack has yet to gain widespread acceptance by the industry, in part because of its complexity.

To address this issue, the University of Michigan, with support from the Internet Engineering Task Force (IETF), developed a simpler DAP called the Lightweight Directory Access Protocol (LDAP). LDAP was developed to provide access to a directory server without the overhead of the OSI protocol stack. LDAP is based on TCP/IP and is therefore applicable for use on Local Area Networks (LANs), Wireless Area Networks (WANs), as well as over the Internet.

LDAP is an open, vendor-neutral standard that enables you to work with any LDAP-compliant server. LDAP specifies only the interface protocol to the directory and does not specify how the actual directory is implemented. For example, the Microsoft Active Directory in Windows 2000 is implemented quite differently than the iPlanet Directory Server (previously known as the Netscape Directory Server). However, because they both support an LDAP interface, you can use the same applications to work with them.

LDAP is supported in most network operating systems and collaborative applications. LDAP support has also been implemented in most network-oriented middleware products.

Specific platform support for LDAP access is broad. Client bindings are available for various platforms in C/C++ from the OpenLDAP and Mozilla organizations as well as commercial vendors. PERL support is available from Mozilla, and Java support is provided through Sun Microsystems' JNDI facility. Support for Windows is provided through the Active Directory Services Interface (ADSI) and third-party ActiveX controls.

Draft specifications have been developed to extend LDAP by adding a standard access control model, dynamic directories, server-side sorting of search results, LDAP server discovery, and other extensions.

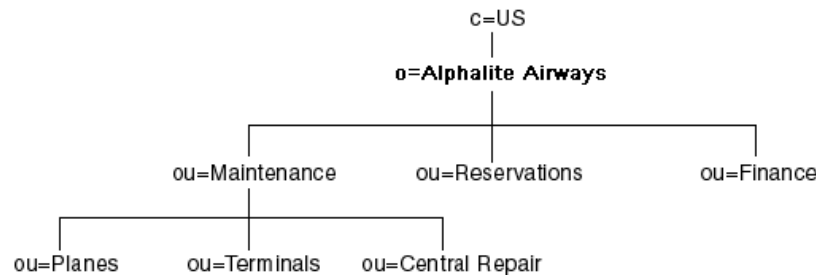
Understanding the Directory Information Tree (DIT)

Directory Structure

A directory is a specialized database that is designed to retrieve information quickly and securely. It is optimized for read access because the type of information in the directory is searched often, but changes infrequently. For example, a user name that you add for a new employee is not likely to change for the entire period of employment.

Information about the services, resources, users, and other objects that are accessible from the applications is organized as a collection of individual entries that contain information about each resource. To make accessing these entries as efficient as possible, they are organized in a hierarchy called the Directory Information Tree (DIT).

The following figure shows an example of a DIT:



The root of the tree is typically a country (C) followed by an organization (O). For example, in the preceding figure, the root of the tree is o=Alphalite Airways,c=US. One or more organizational units (OU) typically appear below the root. These are *container* objects in that they can contain other directory entries. Directory entries that store information about a specific resource are referred to as *leaf* objects and they are added to the tree under an existing container object.

The path to each entry in the tree is called its distinguished name (DN), and each DN in the tree is unique. For example, using the DIT in the preceding figure, the DN for the Airplane Maintenance Department of Alphalite Airways is ou=Planes,ou=Maintenance,o=Alphalite Airways,c=US.

Directory Entries

A directory entry contains a set of name/value pairs, which are called *attributes*. An objectclass attribute is required for each entry in the directory. The object class determines which attributes are allowed for the entry as well as any attributes that are required. The set of defined attributes and object classes that defines the content of acceptable entries within the directory server is called the *Directory Schema*.

An attribute for a given entry can have multiple values. For example, because an OU can have multiple values assigned to it, a person might belong to more than one organization unit. When the DIT is searched, the order in which the attributes are returned cannot be guaranteed. Therefore, no implicit priority or hierarchy of attribute values can exist within an entry.

Here is an example of a directory entry for a person in our example airline enterprise: cn=John Smith,o=Alphalite Airways,c=US

cn=John Smith

```

cn=John_Smith
sn=Smith
objectclass=top
objectclass=person
objectclass=salesPerson
l=Chicago
title=Senior Sales Manager
ou=Finance
ou=Marketing
mail=Smith.John@alphaliteairways.com
telephonenumber=312-258-8655
roomnumber=117
uid=jsmith

```

Searching a Directory Information Tree

Entries in an LDAP directory can be read directly if the exact DN is known. Usually, however, the directory is searched for entries that match a particular set of specifications. In order to perform a search, the directory server has to know the starting place in the tree (called the *base*), how deep in the tree the user wants to look (called the *scope*), and the search criteria (called the *filter*).

The base can be any DN that is served by the directory server that is being queried. If the DN is outside the domain of the server, it might return a *referral*. The referral has the data that is necessary to connect to another server that might have more entries that match the filter. The client might decide either to *chase* (peruse possible filter matches on the other server) the referral or to ignore it.

A search can also contain a scope. The scope determines how far down in the tree from the base the search is made. A scope of BASE returns only the base object if it exists and matches the filter. (The filter is required even with a scope of BASE). A scope of ONE searches only the base and entries immediately below the base entry. A scope of SUB searches the entire sub tree starting at the base entry. Limiting the scope of a search makes it more efficient. If you know that an entry is one level below the base, then limiting the search to that scope makes the search run faster. If you want to search all entries that are below the base, search the sub tree.

A scope of BASE is used when you retrieve special entries. For example, most servers support a special entry with a DN of `cn=monitor` that returns information about the state of the server. When you search for that entry, a scope of BASE is required.

The search filter determines which entries below the base are returned. A simple filter consists of an attribute name, an operator, and a value. The following table describes the valid search operators.

Table 1.1 LDAP Search Filter Operators

Operator	Definition	Description	Example
=	Equality	Attribute must exactly match value.	cn=Jean Smith
=<string>*<string>	Substrings	Substring attribute must contain substrings provided. The asterisk (*) matches zero or more characters.	(cn=*Smith, title=*Manager*)

Operator	Definition	Description	Example
>=	Greater than or equal to	Attribute must be greater than or equal to value.	age>=30
<=	Less than or equal to	Attribute must be less than or equal to value.	roomnumber<=3999
=*	Presence matches	Entry has attribute of specified name.	(objectclass=*)
~=	Approximate	Usually implemented as a "sounds like" algorithm. Attribute must be "approximately equal" to value.	cn~=Jean Smits
&	Boolean AND	All filters must be true.	(&(sn=Smith)(ou=Reservations))
	Boolean OR	Any of the filters might be true.	((manager=cn=Jean Smith,ou=Reservations,o=Alphalite Airways,c=US)(ou=Marketing))
!	Boolean NOT	None of the filters might be true.	(&(!(ou=Maintenance)!(ou=Finance)))

Understanding LDAP Security

Overview of LDAP Security

While the intent of the directory is to share much of the information in it across many applications, it must also be protected in order to prevent unauthorized access to sensitive data.

Security within the directory is achieved using both authentication and access control. Authentication identifies a user's credentials to the directory server. Access control determines which entries a user is allowed to access based on that identity. Both of these topics are discussed next.

Authentication

A user establishes a connection to a directory server by performing a *bind* operation. Part of the information that is used in performing this operation is the user's identity and password. The three basic bind mechanisms are anonymous, simple, and secure.

The most basic bind mechanism is an anonymous bind. Access is granted based on the user having no identity within the directory. While it is normal to provide read access to certain entries and attributes for anonymous users, most application data is protected against retrieval by unknown users.

A simple bind operation is performed when the user provides a DN for an entry within the directory and a password that goes with that entry. The entry must have a `USERPASSWORD` attribute, which is checked against the password provided. If the bind is successful, the user's identity becomes that DN for the duration of the connection and access to entries are based on that identity.

While the simple bind is adequate for most environments, it requires that you send the password in clear text over the network. Some directory servers implement secure authentication methods, such as Kerberos or certificate-based authentication like

Secure Sockets Layer (SSL). Any authentication method that is used must resolve to a directory entry in order to permit a comparison with the access control list (ACL). After authentication, the ACL specifies access controls that are based on the DN for the user.

Access Control

There are as many access control schemes as there are directory servers. The OpenLDAP server keeps the access control lists in the configuration file and uses regular expressions for the comparison of ACL targets (what is being secured) and subjects (who is being allowed access) while iPlanet (previously Netscape) and IBM keep the access control information in the directory tree as an attribute of the entries. However, the basic ideas are similar across server implementations. The ACLs can control access to the entire directory tree, or portions of it, down to the attribute level. Special access can be granted so that users can access their own DNs. Users might be allowed access to attributes on their own entry that no one else has access to, such as the USERPASSWORD attribute. There is usually a default access mode, and the ACLs are used to override that default. For example, iPlanet directory servers have a default access of none. If no ACLs are defined on a directory tree, then no users can access the tree except the directory manager. ACLs can be added to allow access to parts of the tree or specific entries based on user DN or group membership.

How Does SAS Implement Directory Services?

The SAS implementation of directory services is based on LDAP Version 2. Integration Technologies versions 8.2 and 9 include support for UTF-8 character encoding, which means that you can use either an LDAP Version 2 or LDAP Version 3 server.

Integration Technologies software includes two facilities that can be used to add, modify, delete, and search entries in an LDAP server:

- Chapter 2, “LDAP CALL Routine Interface,” on page 7
- Chapter 3, “LDAP SCL Interface,” on page 29


The LDAP CALL Routine Interface and the LDAP SCL Interface are application facilities that enable you to use an enterprise directory server from within a SAS application environment.

These facilities interact with a directory server using either LDAP Version 2 or Version 3. SAS Integration Technologies supports the following directory servers that have been tested for use with the product:

- iPlanet Directory Server
- IBM eNetwork LDAP Directory Server
- Microsoft Active Directory.

Active Directory is the Microsoft implementation of directory services that runs on Windows 2000 Server platforms. While more than a generic LDAP server, it does support an LDAP interface through the Active Directory Service Interface (ADSI).

While commercial enterprise directory servers are currently recommended, SAS Institute acknowledges the LDAP open-source initiative. SAS makes executables of the openLDAP *slapd* server generally available across a variety of platforms. If your site has not yet implemented an LDAP-enabled directory, contact your SAS account representative for deployment options.



CHAPTER

2

LDAP CALL Routine Interface

Overview of the LDAP CALL Routine Interface 7
Dictionary 7

Overview of the LDAP CALL Routine Interface

The LDAP CALL Routine Interface consists of a set of SAS CALL routines that enable your SAS programs to manipulate LDAP directory entries.

The following are two examples of SAS programs that use the LDAP CALL Routine Interface to manipulate LDAP server entries:

- “Searching an LDAP Directory” on page 25
- “Adding a Directory Entry to an LDAP Server” on page 24.

For more information about manipulation LDAP directory entries, see Chapter 3, “LDAP SCL Interface,” on page 29.

Dictionary

LDAPS_ADD

Adds new entries to an LDAP directory

Syntax

```
CALL LDAPS_ADD(lHandle, entryName, rc, attr, numValues, attrVal1, ...attrValN,  

               <attr, numValues, attrVal1, ...attrValN>);
```

Arguments

lHandle

identifies the connection handle that is returned by a successful LDAPS_OPEN call. The connection handle identifies the open connection to use when adding entries.

Type: Numeric
Direction: Input

entryname

names the directory entry that is to be created.

Type: Character
Direction: Input

rc

receives a numeric code that indicates success or failure.

Type: Numeric
Direction: Output

attr

names an attribute for this particular entry.

Type: Character
Direction: Input

numValues

specifies the number of values that are associated with the *attr* parameter.

Type: Numeric
Direction: Input

attrVal1, ... attrValN

specifies one or more attribute values. The number of values is determined by the *numValues* parameter.

Type: Numeric or Character
Direction: Input

Details

One or more attributes can be specified. Each attribute name must be followed by the number of attribute values, then followed by a comma-separated list of one or more attribute values.

Examples

The following example adds two single-value entries to a distinguished name.

```
dn = cn=alpair02.unx.com,o=Alphalite Airways,c=US;

attrName = objectclass;
objValue = SASDomain;

attrName2 = node;
nodeValue = oak.unx.com;

CALL LDAPS_ADD(lHandle, dn, rc, attrName, 1, objValue, attrName2, 1, nodeValue);
```

The following example adds three attributes, one with multiple values.

```
dn=sasSubscriberCn=JohnSmith,cn=sassubscribers,
sasComponent=sasPublishSubscribe,cn=SAS,o=Alphalite Airways,c=US;

attrName = objectclass;
objValue = sassubscriber;
```

```

attrName2 = sasEntryInclusionFilter;
val = gif;
val2 = dataset;
htmlvalue = html;

attrName3 = sasPersonDN;
val3 = uid=JSmith,ou=people,o=Alphalite Airways,c=us;

CALL LDAPS_ADD(lHandle, dn, rc, attrName, 1, objValue,
attrName2, 3, val, val2, htmlvalue, attrName3, 1, val3);

```

LDAPS_ATTRNAME

Returns the name and the number of values of an attribute in an LDAP entry

Syntax

CALL LDAPS_ATTRNAME(*sHandle*, *entryIndex*, *attributeIndex*, *attributeName*,
numValues, *rc*);

Arguments

sHandle

specifies the search handle that is returned by the LDAPS_SEARCH CALL routine. The search handle identifies the entry list returned in the search.

Type: Numeric

Direction: Input

entryIndex

specifies the index into the entry list. This index is 1-based.

Type: Numeric

Direction: Input

attributeIndex

specifies the index into the attribute list for the specified entry. This index is 1-based.

Type: Numeric

Direction: Input

attributeName

returns the name of the specified attribute.

Type: Character

Direction: Output

numValues

returns the number of values for the specified attribute.

Type: Numeric

Direction: Output

rc

receives a return code that indicates success or failure.

Type: Numeric

Direction: Output

Example

The following example prints to the SAS log the names and values of all attributes in all entries in a given LDAP directory.

```
call ldaps_search(lhandle, sHandle, filter, attribs, numEntries, rc);
  do entryIndex = 1 to numEntries;

    numAttributes = 0;
    entryName='';

    /* retrieve entry indexed by integer entryIndex */
    call ldaps_entry(sHandle, entryIndex, entryName, numAttributes, rc);
    put 'Entry name is ' entryName;
    put 'Number of attributes returned is ' numAttributes;

    do attrIndex = 1 to numAttributes;
      call LDAPS_ATTRNAME(sHandle, entryIndex, attrIndex,
        attribName, numValues, rc);
      put 'Attribute name is ' attribName;
      put 'Number of values for this attribute is ' numValues;

      do attrValueIndex = 1 to numValues;
        call ldaps_attrvalue(sHandle, entryIndex, attrindex,
          attrValueIndex, value, rc);
        put Attribute value is value;
      end;
    end;
  end;
```

LDAPS_ATTRVALUE

Retrieves an attribute value

Syntax

CALL LDAPS_ATTRVALUE(*sHandle*, *entryIndex*, *attributeIndex*, *valueIndex*, *value*,
rc);

Arguments

sHandle

specifies the search handle that is returned by the LDAPS_SEARCH CALL routine. The search handle identifies the entry list that is returned in the search.

Type: Numeric

Direction: Input

entryIndex

specifies an index into the entry list. This index is 1-based.

Type: Numeric

Direction: Input

attributeIndex

specifies an index into the attribute list for the specified entry.

Type: Numeric

Direction: Input

valueIndex

specifies an index into the list of attribute values.

Type: Numeric

Direction: Input

value

returns the value of the specified attribute.

Type: Character

Direction: Output

rc

receives a return code that indicates success or failure.

Type: Numeric

Direction: Output

Example

The following example prints to the SAS log the names and values of all attributes in all entries in a given LDAP directory.

```
call ldaps_search(lhandle, sHandle, filter, attribs, numEntries, rc);
  do entryIndex = 1 to numEntries;

    numAttributes = 0;
    entryName='';

    /* retrieve entry indexed by integer entryIndex */
    call ldaps_entry(sHandle, entryIndex, entryName, numAttributes, rc);
    put 'Entry name is ' entryName;
    put 'Number of attributes returned is ' numAttributes;

    do attrIndex = 1 to numAttributes;
      call ldaps_attrname(sHandle, entryIndex, attrIndex, attribName,
        numValues, rc);
      put 'Attribute name is ' attribName;
      put 'Number of values for this attribute is ' numValues;
```

```

do attrValueIndex = 1 to numValues;
  value='';
  call LDAPS_ATTRVALUE
    (sHandle, entryIndex, attrindex, attrValueIndex, value,
    rc);
  put Attribute value is value;
end;
end;
end;

```

LDAPS_CLOSE

Closes a connection to an LDAP server

Syntax

CALL LDAPS_CLOSE(*lHandle*, *rc*);

Arguments

lHandle

specifies the connection handle that is returned by the LDAPS_OPEN CALL routine.

Type: Numeric

Direction: Input

rc

receives a return code that specifies success or failure.

Type: Numeric

Direction: Output

Details

When invoked, the LDAPS_CLOSE CALL routine closes the connection to the LDAP server. All resources associated with the connection are freed. Therefore, any valid search handles that are associated with this connection are no longer valid.

Example

The following example closes an open connection to an LDAP server.

```
call ldaps_close(lHandle, rc);
```

LDAPS_DELETE

Deletes an entry from an LDAP directory

Syntax

CALL LDAPS_DELETE(*lHandle*, *entryName*, *rc*);

Arguments

lHandle

specifies the connection handle that is returned by the LDAPS_OPEN CALL routine.

Type: Numeric

Direction: Input

entryName

names the entry that is to be deleted from the LDAP directory.

Type: Character

Direction: Input

rc

receives a return code that indicates success or failure.

Type: Numeric

Direction: Output

Example

The following example deletes an entry from an LDAP directory.

```
dn = "cn=alpair02.unx.com,o=Alphalite Airways,c=US";
rc=0;
call ldaps_delete(lHandle, entryName, rc);
```

LDAPS_ENTRY

Retrieves information about a specific entry returned in a search

Syntax

CALL LDAPS_ENTRY(*sHandle*, *entryIndex*, *entryName*, *numAttributes*, *rc*);

Arguments

sHandle

specifies the search handle that is returned by the LDAPS_SEARCH CALL routine. The search handle identifies the entry list that is returned in the search.

Type: Numeric

Direction: Input

entryIndex

specifies the index into the entry list that is returned by the search. This index is 1-based.

Type: Numeric

Direction: Input

entryName

returns the name of the entry.

Type: Character

Direction: Output

numAttributes

returns the total number of attributes for the specified entry.

Type: Numeric

Direction: Output

rc

receives a return code that indicates success or failure.

Type: Numeric

Direction: Output

Example

The following example prints to the SAS log the names and values of all attributes in all entries in a given LDAP directory.

```
call ldaps_search(lhandle, sHandle, filter, attribs, numEntries, rc);
do entryIndex = 1 to numEntries;

    numAttributes = 0;
    entryName='';

    /* retrieve entry indexed by integer entryIndex */
    call LDAPS_ENTRY(sHandle, entryIndex, entryName, numAttributes, rc);
    put 'Entry name is ' entryName;
    put 'Number of attributes returned is ' numAttributes;

    do attrIndex = 1 to numAttributes;
        call ldaps_attrname(sHandle, entryIndex, attrIndex, attrName,
            numValues, rc);
        put 'Attribute name is ' attrName;
        put 'Number of values for this attribute is ' numValues;

        do attrValueIndex = 1 to numValues;
            call ldaps_attrvalue(sHandle, entryIndex, attrIndex, attrValueIndex,
                value, rc);
```

```

        put Attribute value is value;
    end;
end;
end;

```

LDAPS_FREE

Frees search resources

Syntax

CALL LDAPS_FREE(*sHandle*, *rc*);

Arguments

sHandle

specifies the search handle that is returned by the LDAPS_SEARCH CALL routine. The search handle identifies the entry list that is returned in the search.

Type: Numeric

Direction: Input

rc

receives a return code that indicates success or failure.

Type: Numeric

Direction: Output

Details

When invoked, the LDAPS_FREE CALL routine frees all resources that are associated with the specified search handle. The resources that are freed include all returned entry and attribute information, as shown in the following example:

```
call ldaps_free(sHandle, rc);
```

LDAPS_MODIFY

Modifies an LDAP directory entry

Syntax

CALL LDAPS_MODIFY(*lHandle*, *entryName*, *rc*, *modifyType1*, *attr1*, *numValues1* <, *attr1Val1*, ...*attr1ValN*> <..., *modifyTypeN*, *attrN*, *numValuesN*<, *attrNVal1*..., *attrNValN*>>);

Arguments

lHandle

specifies the connection handle that is returned by the LDAPS_OPEN CALL routine. The connection handle identifies the open connection to use when modifying the LDAP directory entry.

Type: Numeric

Direction: Input

entryname

names the directory entry to be modified.

Type: Character

Direction: Input

rc

receives a return code that indicates success or failure.

Type: Numeric

Direction: Output

modifyType

specifies the type of modification. Valid values are ADD, DELETE, and REPLACE.

Type: Character

Direction: Input

attr

identifies the attribute to be modified.

Type: Character

Direction: Input

numValues

specifies the number of values to be modified for the specified attribute.

Type: Numeric

Direction: Input

attrVal1, ...attrValN

specifies zero or more attribute values, the number of which is specified by the *numValues* parameter.

Type: Numeric or Character

Direction: Input

Details

Zero or more attributes can be specified.

If the value of the modifyType parameter is **DELETE** and if the value of the numValues parameter is **0**, then the entire attribute and all of its values are deleted.

If the value of the modifyType parameter is **DELETE** and if the value of the numValues parameter is **1** or greater, then only the specified values will be deleted.

If the value of the modifyType parameter is **REPLACE**, then the existing attribute and all of its values are deleted and replaced with the specified attribute and its newly specified values.

Examples

The following example modifies the node associated with a distinguished name.

```

dn = "cn=alpair02.unx.com,o=Alphalite Airways,c=US";

attrName = "objectclass";
objValue = "SASDomain";

attrName2 = "node";
nodeValue = "oak.unx.com";

CALL LDAPS_MODIFY(lHandle, dn, rc, "ADD", attrName, 1, objValue,
    "DELETE", attrName2, 0);

```

The following example modifies a filter associated with an LDAP entry.

```

dn="sasSubscriberCn=JohnSmith,cn=sassubscribers,
sasComponent=sasPublishSubscribe,cn=SAS,o=Alphalite Airways,c=US";

attrName = "sasDescription";

attrName2 = "sasEntryInclusionFilter";
val = "gif";
val2 = "dataset";
htmlvalue = "html";

CALL LDAPS_MODIFY(lHandle, dn, rc, "DELETE", attrName, 0, "REPLACE",
    attrName2, 3, val, val2, htmlvalue);

```

LDAPS_OPEN

Opens a connection to an LDAP server

Syntax

```
CALL LDAPS_OPEN(lHandle, ldapServerName, port, base, bindDN, password, rc,
    <options>);
```

Arguments

lHandle

returns a connection handle that is used in subsequent CALL routines to access the LDAP server session.

Type: Numeric

Direction: Output

ldapServerName

identifies the LDAP server that is to be connected to. If blank, the value defaults to the host that issued the CALL routine. Otherwise, the value must be the DNS name or IP address of a host on which an LDAP server is running.

Type: Character

Direction: Input

port

specifies the TCP port of the LDAP server. If the value is zero, then the standard port of 389 is used.

Type: Numeric

Direction: Input

base

specifies a distinguished name that establishes the base object for the search. The base object is the point in the LDAP tree at which you want to start searching. If this value is blank, then the default value is the macro variable or environment variable *LDAP_BASE*.

Type: Character

Direction: Input

bindDN

specifies the distinguished name that is used to bind to the server. If this value is blank, then the macro variable or environment variable *LDAP_BINDDN* is used as the bind-distinguished name. If the value "" is specified and the *LDAP_BINDDN* variable has not been set, then an unauthenticated bind is performed.

Type: Character

Direction: Input

password

specifies the password that is associated with the *bindDN* value. If this value is blank, then the macro variable or environment variable *LDAP_BINDPW* is used as the bind-distinguished name. If the value "" is specified and the *LDAP_BINDPW* variable has not been set, then an unauthenticated bind is performed. Passwords that have been encoded by using the PWENCODE procedure can be used to bind to the server. For more information, see the PWENCODE procedure in *Base SAS Procedures Guide*.

Type: Character

Direction: Input

rc

receives a return code that identifies success or failure.

Type: Numeric

Direction: Output

options

specifies one or more session options to use with this bind.

Type: Character

Direction: Input

The following session options are valid:

OPT_REFERRALS_OFF

instructs the server to not chase referrals. Specifying this option overrides the default value of *OPT_REFERRALS_ON*.

SUBTREE_SEARCH_SCOPE

sets the scope of the search to include all subtrees. This is the default value.

BASE_SEARCH_SCOPE

sets the scope of the search to include only the base. This value overrides the default value of *SUBTREE_SEARCH_SCOPE*.

ONELEVEL_SEARCH_SCOPE

sets the scope of the search to include the base and one additional level. This value overrides the default value of SUBTREE_SEARCH_SCOPE.

Note: Specify only one search scope option. If multiple search scope options are specified, then the one that appears last is used. If none of the search scope options are specified, then the default value of SUBTREE_SEARCH_SCOPE is used. △

Details

The options that are specified in the LDAPS_OPEN CALL routine include only those that must be specified when the server connection is first opened. Additional options can be specified after the connection is opened by using the LDAPS_SETOPTIONS CALL routine.

Examples

The following example opens a connection to an LDAP server by using an anonymous bind and default session options.

```
server="alpair01.unx.com";port=8010;
base="sasComponent=sasPublishSubscribe,cn=SAS,o=Alphalite Airways,c=US";
bindDN="";
Pw="";
call LDAPS_OPEN(lHandle, server, port, base, bindDN, Pw, rc);
```

The following example opens a connection to an LDAP server, binds to the server, and passes in a session option of OPT_REFERRALS_OFF. This instructs the LDAP server not to chase referrals.

```
server = "alpair02.unx.com";
base = "o=Alphalite Airways,c=US";
bindDN ="cn=John Doe,o=Alphalite Airways,c=us";
bindPW ="myPass1";
option= "OPT_REFERRALS_OFF";
call LDAPS_OPEN(lHandle, server,8001,base,bindDN,bindPW,rc, option);
```

LDAPS_SETOPTIONS

Sets options on an open LDAP server session

Syntax

CALL LDAPS_SETOPTIONS(*lHandle, timeLimit, sizeLimit, base, referral, restart, rc*
 <, *Property, propertyValue*>);

Arguments

lHandle

specifies the connection handle that is returned by the LDAPS_OPEN CALL routine. The connection handle identifies the open connection to use when specifying options on the LDAP server session.

Type: Numeric

Direction: Input

timeLimit

specifies the maximum number of seconds that the client waits for an answer to a search request. The value 0 indicates that no limit is imposed. The default value is 0 unless another value is specified. The value -1 specifies that the server retain its current *timeLimit* value; the value is not changed.

Type: Numeric

Direction: Input

sizeLimit

specifies the maximum number of entries that the server is to return from the search. The value 0 indicates that no limit should be imposed. The default value is 0 unless another value is specified. The value -1 specifies that the server is to retain its current *sizeLimit* setting; the value is not changed.

Type: Numeric

Direction: Input

base

specifies the base object (distinguished name) for the search operation. An initial base object was specified when the connection to the LDAP server was established with the LDAPS_OPEN CALL routine. Specifying a non-blank value for the *base* parameter overrides the existing base object definition. To retain the existing base object definition, specify a blank value for the *base* parameter.

Type: Character

Direction: Input

referral

indicates whether to chase referrals, by setting either the OPT_REFERRALS_ON option or the OPT_REFERRALS_OFF option. One or the other of these options was specified when the connection to the LDAP server was established with the LDAPS_OPEN CALL routine. Specifying either option as the value of the *referral* parameter overrides the existing value. Specifying a blank value retains the existing value.

Type: Character

Direction: Input

restart

indicates whether to restart a query if error condition EINTR occurs. At *ldaps_open* time, the default session settings are determined. *ldaps_setOptions* can be used to change these defaults. Valid values for *restart* are OPT_RESTART_ON or OPT_RESTART_OFF. A blank value can be passed in to indicate that the default value of OPT_RESTART_OFF should be used.

Type: Character

Direction: Input

rc

receives a return code that indicates success or failure.

Type: Numeric

Direction: Output

property

specifies the name of an optional property that is being set. Currently, the only property that is supported is the SEARCH_SCOPE property, which specifies the scope of searches in the LDAP directory. Specify the value of the property by using the propertyValue parameter.

Type: Character

Direction: Input

propertyValue

specifies the value for the property parameter.

Type: Character

Direction: Input

The following values for the SEARCH_SCOPE property are valid:

SUBTREE_SEARCH_SCOPE

sets the scope of the search to include all subtrees. This is the default value.

BASE_SEARCH_SCOPE

sets the scope of the search to include only the base. This value overrides the default value of SUBTREE_SEARCH_SCOPE.

ONELEVEL_SEARCH_SCOPE

sets the scope of the search to include the base and one additional level. This value overrides the default value of SUBTREE_SEARCH_SCOPE.

Examples

The following example specifies maximum limits on search time and number of entries returned. This example also specifies that the server is to refrain from chasing referrals. The existing base object definition is to remain unchanged.

```
timeLimit=120;
sizeLimit=100;
base=; /* use default set at _open time */
referral = OPT_REFERRALS_OFF;
restart = ;
call ldaps_setOptions(lHandle, timeLimit, sizeLimit, base,
    referral, restart, rc);
```

The following example uses the optional properties parameter to set the scope of LDAP searches.

```
timelimit = -1; /* use current setting */
sizelimit = -1; /* use current setting */
base=; /* use default set at _open time */
referral = ; /* use default set at _open time */
restart = ; /* use default */
prop = SEARCH_SCOPE;
propValue = BASE_SEARCH_SCOPE; /* only search the base */
call ldaps_setOptions(lHandle, timelimit, sizelimit, base, referral, restart,
    prop, propValue);
```

LDAPS_SEARCH

Searches and retrieves information from the specified LDAP directory

Syntax

CALL LDAPS_SEARCH(*lHandle*, *sHandle*, *filter*, *attributes*, *numEntries*, *rc*);

Arguments

lHandle

specifies the connection handle that is returned by the LDAPS_OPEN CALL routine. The connection handle identifies the open connection to use when searching the LDAP server.

Type: Numeric

Direction: Input

sHandle

returns the search handle that identifies the list of entries returned in the search. The search handle is used in subsequent CALL routines to access the search results. The search handle remains valid until it is closed with the LDAPS_FREE or LDAPS_CLOSE CALL routine.

Type: Numeric

Direction: Output

filter

specifies search criteria that determine that the entries are to be added to the entry list that is returned by the search.

Type: Numeric

Direction: Input

attributes

specifies the attributes to return along with each entry that matches the search criteria. If more than one attribute is specified, then the attributes must be separated by blank spaces, as follows:

```
attrs = objectclass sasdeliverytransport sasnamevalueinclusionfilter;
```

Specifying a null string indicates that all available attributes are to be returned, as follows:

```
attrs =
```

Type: Character

Direction: Input

numEntries

returns the total number of result entries found during the search.

Type: Numeric

Direction: Output

rc

receives a return code that indicates success or failure.

Type: Numeric

Direction: Output

Details

The LDAPS_SEARCH CALL routine selects and retrieves entries from a specified LDAP directory. A search handle is returned so that information about specific entries and attributes can be obtained. The search information that is identified by the search handle can be used until it is explicitly freed using the LDAPS_FREE CALL routine or until the connection is closed using the LDAPS_CLOSE CALL routine.

Note: For Microsoft Active Directory servers, the maximum number of attributes that can be returned is limited. You can use a technique called range retrieval to work around this issue. For more information, see

<http://msdn.microsoft.com/en-us/library/aa367017.aspx> in the Microsoft Developer Network library. △

Examples

The following example returns a list of entries on the LDAP server that match the values of the specified filter. The list of entries returned from the search includes the values of two attributes for each matching entry.

```
filter=(&(saschannelcn=DeleteTest)(objectclass=*));  
attrs=description objectclass;  
rc=0;  
numEntries=0;  
sHandle=0;  
call LDAPS_SEARCH(lhandle, sHandle, filter, attrs, numEntries, rc);
```

The following example prints to the SAS log the names and values of all attributes in all entries in a given LDAP directory.

```
call LDAPS_SEARCH(lhandle, sHandle, filter, attribs, numEntries, rc);  
do entryIndex = 1 to numEntries;  
  
    numAttributes = 0;  
    entryName='';  
  
    /* retrieve entry indexed by integer entryIndex */  
    call ldaps_entry(sHandle, entryIndex, entryName, numAttributes, rc);  
    put 'Entry name is ' entryName;  
    put 'Number of attributes returned is ' numAttributes;  
  
    do attrIndex = 1 to numAttributes;  
        call ldaps_attrname  
            (sHandle,entryIndex, attrIndex, attribName, numValues, rc);
```

```

do attrValueIndex = 1 to numValues;
    call ldaps_attrvalue
        (sHandle, entryIndex, attrindex, attrValueIndex, value, rc);
    put Attribute value is value;
end;
end;
end;

```

Adding a Directory Entry to an LDAP Server The following example uses the LDAP CALL Routine Interface to add an entry to an LDAP directory.

```

data _null_;

    rc =0; handle=0;
    server="alpair.unx.sas.com";
    port=8010;
    base="sasComponent=sasPublishSubscriber,cn=SAS,o=Alphalite Airways,c=US";
    bindDN=""; Pw="";

    /* open connection to LDAP server */
    call ldaps_open(handle, server, port, base, bindDn, Pw, rc);
    if rc ne 0 then do;
        msg = sysmsg();
        put msg;
    end;
    else
        put "LDAPS_OPEN call successful.";

    /* add the following entry, which has 6 attributes */
    entryName="saschannelcn=DeleteTest,cn=saschannels,sasComponent=sasPublishSubscribe,
        cn=SAS,o=SAS Institute,c=US";
    a1="objectclass";
    a1Value="saschannel";
    a2="sasSubject";
    a2Value="Steph's channel to test";
    a3="description";
    a3Value="Entry include/exclude testing";
    a4="sasFrequency";
    a4Value="bi-monthly";
    a5="SASDeliveryTransport";
    a5Value="queue";
    a5Value2="email";
    a5Value3="ftp";
    a6="sasSubscriberCn";
    a6Value="stephEmail";

    /* add entry (including all attributes and attribute values) */
    call ldaps_add(handle, entryName, rc, a1, 1, a1Value,
        a2, 1, a2Value,
        a3, 1, a3Value,
        a4, 1, a4Value,
        a5, 3, a5Value, a5Value2, a5Value3,
        a6, 1, a6Value);
    if rc ne 0 then do;
        msg = sysmsg();
    end;
end;

```

```

        put msg;
    end;
else
    put "LDAPS_ADD call successful.";

    /* close connection to LDAP server */
    call ldaps_close(handle,rc);
    if rc ne 0 then do;
        msg = sysmsg();
        put msg;
    end;
else
    put "LDAPS_CLOSE call successful.";
run;
quit;

```

Searching an LDAP Directory The following example uses LDAP call routines to search an LDAP directory and process the search results.

```

data _null_;

    length entryname $200 attrName $100 value $100 filter $100;

    rc =0; handle =0;
    server="alpair01.unx.com";
    port=8010;
    base="sasComponent=sasPublishSubscribe,cn=SAS,o=AlphaLite Airways,c=US";
    bindDN=""; Pw="";

    /* open connection to LDAP server */
    call ldaps_open(handle, server, port, base, bindDn, Pw, rc);
    if rc ne 0 then do;
        msg = sysmsg();
        put msg;
    end;
else
    put "LDAPS_OPEN call successful.";

    shandle=0;
    num=0;
    filter="(&(saschannelcn=DeleteTest)(objectclass=*))";
    attrs="description";

    /* search the LDAP directory */
    call ldaps_search(handle,shandle,filter, attrs, num, rc);
    if rc ne 0 then do;
        msg = sysmsg();
        put msg;
    end;
else do;
    put " ";
    put "LDAPS_SEARCH call successful.";
    put "Num entries returned is " num;
    put " ";
end;

```

```

do eIndex = 1 to num;
  numAttrs=0;
  entryname='';

  /* retrieve each entry name and number of attributes */
  call ldaps_entry(shandle, eIndex, entryname, numAttrs, rc);
  if rc ne 0 then do;
    msg = sysmsg();
    put msg;
  end;
  else do;
    put " ";
    put "LDAPS_ENTRY call successful.";
    put "Num attributes returned is " numAttrs;
  end;


  /* for each attribute, retrieve name and values */
  do aIndex = 1 to numAttrs;
    attrName='';
    numValues=0;
    call ldaps_attrName(shandle, eIndex, aIndex, attrName, numValues, rc);
    if rc ne 0 then do;
      msg = sysmsg();
      put msg;
    end;
    else do;
      put " ";
      put "Attribute name is " attrName;
      put "Num values returned is " numValues;
    end;

    do vIndex = 1 to numValues;
      call ldaps_attrValue(shandle, eIndex, aIndex, vIndex, value, rc);
      if rc ne 0 then do;
        msg = sysmsg();
        put msg;
      end;
      else do;
        put "Value : " value;
      end;
    end;
  end;
end;

/* free search resources */
call ldaps_free(shandle,rc);
if rc ne 0 then do;
  msg = sysmsg();
  put msg;
end;
else
  put "LDAPS_FREE call successful.";

```

```
/* close connection to LDAP server */
call ldaps_close(handle,rc);
if rc ne 0 then do;
    msg = sysmsg();
    put msg;
end;
else
    put "LDAPS_CLOSE call successful.";
run;
quit;
```

CHAPTER

3

LDAP SCL Interface

Overview of the LDAP SCL Interface 29

_ADD 29

_CLOSE 31

_DELETE 31

_MODIFY 32

_OPEN 33

_SETOPTIONS 36

_SEARCH 38

Overview of the LDAP SCL Interface

The LDAP SAS Component Language (SCL) Interface consists of an SCL class that is named LDAPSERVICES, which enables you to write SCL programs to manipulate LDAP directory entries.

The LDAPSERVICES class is included in the Base SAS catalog and is available for use when you license SAS Integration Technologies software.

For more information about manipulating LDAP directory entries, see Chapter 2, “LDAP CALL Routine Interface,” on page 7.

_ADD

Adds a new entry to an LDAP directory

Syntax

_ADD(entryName, entry);

Arguments

entryName

names the new directory entry.

Type: Character

Direction: Input

entry

specifies the attributes and values of the new directory entry.

Type: SCL list

Direction: Input

Details

When invoked on an LDAPSERVICES instance, the `_ADD` method adds a new entry to the specified LDAP directory.

The entry parameter is an SCL list that specifies the attributes of the new directory entry, as well as the values associated with each attribute. The format of the entry parameter is a list of lists. Each list contains the attribute name as well as its values and should have the following format:

Table 3.1 SCL List Format

Item Number	Value
1	Character value representing the attribute name.
2	Numeric or character attribute value.
...	
n	Numeric or character attribute value.

Example

The following example adds an entry to an LDAP directory by creating three attribute and value lists, combining the three lists, and using the combined list as the entry parameter in the `_ADD` method.

```

dn = "cn=myhost.pc.com,o=AlphaLite Airways,c=US";
entry = makelist();
alist1 = makelist();
rc = insertc(alist1, "objectclass", -1);
rc = insertc(alist1, "SASDomain", -1);

alist2 = makelist();
rc = insertc(alist2, "cn", -1);
rc = insertc(alist2, server, -1);

alist3 = makelist();
rc = insertc(alist3, "node", -1);
rc = insertc(alist3, "oak.unx.com", -1);

rc = insertl(entry, alist1, -1);

```

```

rc = insert1(entry, alist2, -1);
rc = insert1(entry, alist3, -1);

rc = ds._ADD(dn,entry);

rc = dellist(alist1);
rc = dellist(alist2);
rc = dellist(alist3);

```

_CLOSE

Closes the connection to the LDAP server

Syntax

_CLOSE

Details

When invoked on an LDAPSERVICES instance, the _CLOSE method closes the connection to the LDAP server, as shown in the following example:

```
rc = ds._CLOSE();
```

_DELETE

Deletes an entry in an LDAP directory

Syntax

_DELETE(*entryName*);

Arguments

entryName

names the directory entry that is to be deleted.

Type: Character

Direction: Input

Details

When invoked on an LDAPSERVICES instance, the `_DELETE` method deletes an entry from the LDAP directory, as shown in the following example:

```
dn = "cn=myhost.net.com,o=Alphalite Airways,c=US";
rc = ds._DELETE(dn);
```

`_MODIFY`

Modifies an LDAP directory entry

Syntax

```
_MODIFY(entryName, attrs);
```

Arguments

entryName

names the directory entry that is to be modified.

Type: Character

Direction: Input

attrs

Type: SCL list

Direction: Input

specifies the modify type, attributes, and values that are to be modified in the LDAP directory entry.

Details

When invoked on an LDAPSERVICES instance, the `_MODIFY` method modifies the attributes and attribute values in an LDAP directory entry.

The `attrs` parameter specifies the attributes and the values in each attribute that are to be modified. The format of the `attrs` parameter is a list of lists. Each list contains the modification type, attribute name, and attribute values, if any. The lists must have the following format:

Table 3.2 List Format

Item Number	Value
1	Character value that represents the type of modification, which can be ADD, DELETE, or REPLACE.
2	Character value that represents an attribute name.
3	Numeric or character attribute value.

Item Number	Value
...	
n	Numeric or character attribute value.

If the type of modification is DELETE and if no attribute values are specified, then the entire attribute and all values are deleted. If DELETE is specified with one or more attribute values, then only the specified values are deleted.

If the type of modification is REPLACE, then the existing attribute is deleted and is replaced with the specified attribute and attribute values. You must specify all attribute values, because all of the existing attribute values are replaced with the attribute values specified with this method.

Example

The following example modifies three attributes in an LDAP directory entry.

```
dn = "cn=svr01.unx.com,o=Alphalite Airways,c=US";
entry = makelist();
alist1 = makelist();
rc = insertc(alist1, "ADD", -1); /* modify type */
rc = insertc(alist1, "sasFrequency", -1); /* attribute name */
rc = insertc(alist1, "monthly", -1); /* attribute value */
rc = insertc(alist1, "weekly", -1); /* attribute value */

alist2 = makelist();
rc = insertc(alist2, "DELETE", -1); /* modify type */
rc = insertc(alist2, "sasNameValueFilter", -1); /* attribute name */

alist3 = makelist();
rc = insertc(alist3, "REPLACE", -1); /* modify type */
rc = insertc(alist3, "sasDeliveryTransport", -1); /* attribute name */
rc = insertc(alist3, "email", -1);

rc = insertl(entry, alist1, -1);
rc = insertl(entry, alist2, -1);
rc = insertl(entry, alist3, -1);

rc = ds._MODIFY(dn,entry);

rc = dellist(alist1);
rc = dellist(alist2);
rc = dellist(alist3);
```

_OPEN

Opens a connection to an LDAP server

Syntax

_OPEN(*ldapServerName*, *port*, *base*, *bindDN*, *password*, <*session_options*>);

Arguments

ldapServerName

names the LDAP server to connect to. If the *ldapServerName* parameter is left blank, the default server name is that of the host that is running the application that called this method. Otherwise, the value of the *ldapServerName* parameter must be the DNS name or IP address of a host on which an LDAP server is running.

Type: Character

Direction: Input

port

specifies the TCP port of the LDAP server. If the value **0** is specified, then the standard port of 389 is used.

Type: Numeric

Direction: Input

base

specifies the base object for the upcoming search operation. The base object is the point in the LDAP tree at which you want to start searching. Its value is a distinguished name. If this value is blank, then the macro variable or environment variable *LDAP_BASE* is used for the definition of the base object.

Type: Character

Direction: Input

bindDN

specifies the distinguished name that is used to bind to the server. If this value is blank, then the macro variable or environment variable *LDAP_BINDDN* is used as the bind distinguished name. If the value **"** is specified and the *LDAP_BINDDN* variable has not been set, then an unauthorized bind is performed.

Type: Character

Direction: Input

password

specifies the password that is used to bind to the server. If this value is blank, then the macro variable or environment variable *LDAP_BINDPW* is used as the bind password. If the value **"** is specified and the *LDAP_BINDPW* variable has not been set, then an unauthenticated bind is performed. Passwords that have been encoded by using the PWENCODE procedure can be used to bind to the server. For more information, see the PWENCODE procedure in *Base SAS Procedures Guide*.

Type: Character

Direction: Input

session_options

specifies one or more session options to use with this bind.

Type: Character

Direction: Input

Valid session options are as follows:

OPT_REFERRALS_OFF

instructs the server to not chase referrals. Specifying this option overrides the default value of *OPT_REFERRALS_ON*.

SUBTREE_SEARCH_SCOPE

sets the scope of the search to include all subtrees. This is the default value.

BASE_SEARCH_SCOPE

sets the scope of the search to include only the base. This value overrides the default value of `SUBTREE_SEARCH_SCOPE`.

ONELEVEL_SEARCH_SCOPE

sets the scope of the search to include the base and one additional level. This value overrides the default value of `SUBTREE_SEARCH_SCOPE`.

Note: Specify only one search scope option. If multiple search scope options are specified, then the one that appears last is used. If none of the search scope options are specified, then the default value of `SUBTREE_SEARCH_SCOPE` is used. Δ

Details

When invoked on an `LDAPSERVICES` instance, the `_OPEN` method initializes the connection to the specified LDAP server.

The `%SYSRC` macro can be used to check for errors that are returned from the `_OPEN` method. Here are the possible error return codes:

<code>_SELDBOS</code>	indicates that the specified bind distinguished name is outside the scope of the directory server.
<code>_SELDNSO</code>	indicates that the bind DN does not exist.
<code>_SELDICR</code>	indicates that an invalid password was specified.
<code>_SELDDWN</code>	indicates that the SAS system was unable to connect to the LDAP server.

If the return code is not one of these pre-defined system return codes, use the `SYSMSG()` function to determine the exact error message. See the examples section for sample code that shows how to check for these return codes.

Examples

The following example opens a connection to an LDAP server using an anonymous bind and the default session options. It also shows how to check for error conditions from the `_OPEN` method.

```
dclass = loadclass('sashelp.base.ldapservices.class');
ds = instance(dclass);
server = "myhost.net.com";
base = "Alphalite Airways,c=US";
bindDn="";
pw="";
rc = ds._open(server,8001,base,bindDn,pw);
if rc ne 0 then do;
    if (rc = %sysrc(_SELDBOS)) then
        put 'Bind outside of scope.';
    else if (rc = %sysrc(_SELDNSO)) then
        put 'No such object.';
    else if (rc = %sysrc(_SELDICR)) then
        put 'Invalid credentials.';
    else if (rc = %sysrc(_SELDDWN)) then
        put 'Unable to contact LDAP server.';
```

```

        else do;
            msg = sysmsg();
            put msg;
        end;
    end;
end;

```

The following example opens a connection to an LDAP server, binding as user John Doe. It passes in a session option of `OPT_REFERRALS_OFF`; this option instructs the LDAP server not to chase referrals.

```

server = "myhost.net.com";
base = "Alphalite Airways,c=US";
bindDN ="cn=John Doe,ou=People,o=Alphalite Airways,c=us";
pw="myPass1";
referral= "OPT_REFERRALS_OFF";
rc = ds._OPEN(server,8001,base,bindDn,pw,referral);

```

`_SETOPTIONS`

Sets options on an open LDAP server session

Syntax

`_SETOPTIONS`(*timeLimit*, *sizeLimit*, *base*, *referral*, *restart*, *property*, *propertyValue*);

Arguments

timeLimit

specifies the maximum number of seconds that the client is willing to wait for a response to a search request. The value **0** indicates no time limit. The time limit is set to **0** by default. The default value is in effect until it is changed. The value **-1** indicates that the existing value is to remain unchanged.

Type: Numeric

Direction: Input

sizeLimit

specifies the maximum number of entries to return in a search result. The value **0** indicates no size limit. The size limit is set to **0** by default. The default value remains in effect until it is changed. The value **-1** indicates that the existing value is to remain unchanged.

Type: Numeric

Direction: Input

base

specifies the base object for the search operation, which must be a distinguished name. An initial base object was specified when the connection to the LDAP server was established. Specifying a non-blank value for the *base* parameter overrides the existing base object definition. Specifying a blank value retains the existing value.

Type: Character

Direction: Input

referral

indicates whether to chase referrals, by setting either the OPT_REFERRALS_ON option or the OPT_REFERRALS_OFF option. One or the other of these options was specified when the connection to the LDAP server was established. Specifying either option as the value of the *referral* parameter overrides the existing value. Specifying a blank value retains the existing value.

Type: Character

Direction: Input

restart

indicates whether to restart a query if error condition EINTR occurs. At _open time, the default session settings are determined. The _SETOPTIONS method can be used to change these defaults. Valid values for restart are OPT_RESTART_ON or OPT_RESTART_OFF. A blank value can be passed in to indicate that the default value of OPT_RESTART_OFF should be used.

Type: Character

Direction: Input

property

specifies the name of an optional property that is being set. Currently, the only property that is supported is the SEARCH_SCOPE property, which specifies the scope of searches in the LDAP directory. Specify the value of the property by using the propertyValue parameter.

Type: Character

Direction: Input

propertyValue

specifies the value for the property parameter. Valid values for the SEARCH_SCOPE property are as follows:

SUBTREE_SEARCH_SCOPE

sets the scope of the search to include all subtrees. This is the default value.

BASE_SEARCH_SCOPE

sets the scope of the search to include only the base. This value overrides the default value of SUBTREE_SEARCH_SCOPE.

ONELEVEL_SEARCH_SCOPE

sets the scope of the search to include the base and one additional level. This value overrides the default value of SUBTREE_SEARCH_SCOPE.

Type: Character

Direction: Input

Details

When invoked on an LDAPSERVICES instance, the _SETOPTIONS method configures an LDAP session by changing session options. Once changed, these values remain in effect until they are overridden by a subsequent call.

Examples

The following example sets various session options.

```
timelimit=120;
sizelimit=100;
base=''; /* use default set at _open time */
```

```

referral = OPT_REFERRALS_OFF;
restart = ; /* use default */
rc = ds._SETOPTIONS(timelimit, sizelimit, base, referral, restart);

```

The following example uses the optional properties parameter to set the search scope.

```

timelimit = -1; /* use current setting */
sizelimit = -1; /* use current setting */
base=''; /* use default set at _open time */
referral = ; /* use default set at _open time */
restart = ; /* use default */
prop = SEARCH_SCOPE;
propValue = BASE_SEARCH_SCOPE; /* only search the base */
rc = ds._setOptions(timelimit, sizelimit, base, referral, restart, prop, propValue);

```

`_SEARCH`

Searches and retrieves information from an LDAP directory

Syntax

`_SEARCH(filter, attribs, results);`

Arguments

filter

specifies search criteria that determine that the entries are to be added to the entry list returned by the search.

Type: Character

Direction: Input

attribs

specifies in an SCL list the names of the attributes to be returned in the search results for each entry that matches the search criteria. The value **0** indicates that all attributes are to be returned.

Type: SCL list

Direction: Input

results

returns the results of the search.

Type: SCL list

Direction: Output

Details

When invoked on an LDAPSERVICES instance, the `_SEARCH` method allows you to select and retrieve entries from an LDAP directory.

The content returned in the results parameter is a list of SCL lists containing the entries, attributes, and values that match the search criteria. Each entry in the entry list contains a sublist in the following format:

Table 3.3 Entry Contents

Item	Type	Value
1	Character	Distinguished name of an entry.
2	Numeric	Number of attributes and values in an entry.
3	SCL list	Attribute name and values.
...	SCL list	Attribute name and values.
num_attrs+2	SCL list	Attribute name and values.

The SCL list that contains the attribute names and values (see item 3 in Table 3.1) has the following format:

Table 3.4 SCL List Contents

Item	Type	Value
1	Character	Attribute name
2	Numeric	Number of values returned for this attribute
3	Character	Attribute value
...	Character	Attribute value
num_values+2	Character	Attribute value

Note: This method should not be used to retrieve internal attributes from a Microsoft Active Directory server. Δ

Examples

For a single LDAP directory entry, the following example returns four attributes and the values of those attributes.

```
/* list of attributes to be returned */
attrs = makelist();
rc = insertc(attrs, uid, -1);
rc = insertc(attrs, mail, -1);
rc = insertc(attrs, roomnumber, -1);
rc = insertc(attrs, employeenumber, -1);

r = makelist(); /* results returned in r */
rc = ds._SEARCH('cn=John Smith', attrs, r);
```

The following example searches an LDAP directory and extracts from the search results the attribute names and all the values of those attributes.

```

results=makelist();
rc = dirInst._SEARCH(filter, attribs, results);

total_entries = listlen(results);

do i = 1 to total_entries;
  /* each list in results is entry matching criteria */
  entry = getiteml(results, i);

  /* distinguished name */
  dn = getitemc(entry, 1);

  /* total number of attributes returned */
  attribNum = getitemn(entry, 2);

  do k= 3 to (attribNum+2);

    /* each attribute is its own list, get first attrib */
    attrib = getiteml(entry, k);

    /* name of attribute */
    attribname = getitemc(attrib,1 );

    /* number of values */
    numValues = getitemn(attrib, 2);

    /* retrieve values */
    do z = 3 to (numValues + 2);
      value = getitemc(attrib, z);
    end;
  end;
end;

```

Index

A

- access control 6
- _ADD method 30
- anonymous bind 5
 - LDAP_OPEN CALL routine and 19
 - _OPEN method and 35
- attribute names 9, 38
- attributes 3
 - adding 32
 - deleting 32
 - list format 32
 - maximum number for Active Directory 23
 - modifying 32
 - number of values 9
 - replacing 32
 - retrieving values 11
 - SCL list format 30
 - value lists 30
- authentication 5

B

- base 4
 - searching base and one additional level 19, 35
 - searching only the base 18, 35
- base object
 - establishing with distinguished name 18
 - specifying 20, 34, 36
- BASE_SEARCH_SCOPE property value 37
- BASE_SEARCH_SCOPE session option 18, 35
- bind operations 5
 - anonymous bind 5, 19, 35
 - distinguished name for 18, 34
 - secure bind 5
 - session options for 18, 34
 - simple bind 5

C

- character encoding 6
- chasing referrals 4, 18, 20, 34
- _CLOSE method 31
- connection handle 20
- connections
 - closing connections to LDAP servers 12, 31
 - opening connections to LDAP servers 17, 34
- container objects 3

D

- DAP (Directory Access Protocol) 2
- _DELETE method 31
- Directory Access Protocol (DAP) 2
- directory entries 3
 - adding 7, 16, 30
 - adding to LDAP servers 7, 24
 - contents of 39
 - deleting 13, 16, 31
 - modifying 16, 32
 - modifying attributes 32
 - name and number of attribute values 9
 - replacing 16
 - retrieving attribute values 11
 - retrieving information about 14
 - returned in a search 14
 - selecting and retrieving 38
 - size limit for searches 20
 - time limit for searches 20
- Directory Information Tree (DIT) 3
 - directory entries 3
 - directory structure 3
 - example of 3
 - searching 4
- Directory Schema 3
- directory servers 6
- directory services 1
 - SAS implementation of 6
- directory structure 3
- distinguished name (DN) 3
 - adding directory entries to 8
 - establishing base object with 18
 - for bind operations 18, 34
 - modifying the node associated with 16
- DIT
 - See* Directory Information Tree (DIT)

E

- encoding 6
- error return codes 35

F

- filter 4
 - search filter operators 4
 - specifying 22, 38
- freeing search resources 15

I

IBM eNetwork LDAP Directory Server 6
iPlanet Directory Server 6

L

LDAP CALL Routine Interface 6, 7
LDAP directories
 searching 22, 25
LDAP (Lightweight Directory Access Protocol) 2
LDAP open-source initiative 6
LDAP SCL Interface 6, 29
LDAP search filter operators 4
LDAP servers 7
 adding directory entries to 7, 24
 closing connections to 12, 31
 connection handle 20
 opening connections to 17, 34
 searching 7
 setting session options 36
LDAPS_ADD CALL routine 7
LDAPS_ATTRNAME CALL routine 9
LDAPS_ATTRVALUE CALL routine 11
LDAPS_CLOSE CALL routine 12
LDAPS_DELETE CALL routine 13
LDAPS_ENTRY CALL routine 14
LDAPSERVICES class 29
LDAPS_FREE CALL routine 15
LDAPS_MODIFY CALL routine 16
LDAPS_OPEN CALL routine 17
LDAPS_SEARCH CALL routine 22
LDAPS_SETOPTIONS CALL routine 20
leaf objects 3
Lightweight Directory Access Protocol (LDAP) 2
list format 32

M

Microsoft Active Directory 6
 maximum number of attributes for 23
 _SEARCH method and 39
 _MODIFY method 32

N

nodes
 associated with distinguished name 16

O

object classes 3
ONELEVEL_SEARCH_SCOPE property value 37
ONELEVEL_SEARCH_SCOPE session option 35
Open Metadata Architecture 1
 _OPEN method 34
 error return codes for 35
open-source initiative 6
Open Systems Interconnect (OSI) protocol stack 2
openLDAP slapd server 6
operators
 search filter operators 4
OPT_REFERRALS_OFF option 37
OPT_REFERRALS_OFF session option
 LDAPS_OPEN CALL routine 18
 _OPEN method 34

OPT_REFERRALS_ON option 37
organizational units (OU) 3
OSI protocol stack 2

P

passwords 5
 LDAPS_OPEN CALL routine and 18
 _OPEN method and 34
properties, optional 37
property names 21
property values 21, 37

Q

queries, restarting 20, 37

R

referrals 4
 chasing 18, 20, 34, 37
restarting queries 20, 37
return codes
 _OPEN method 35

S

SAS Management Console 1
SAS Metadata Server 1
SAS Open Metadata Architecture 1
Schema, Directory 3
SCL Interface 6, 29
SCL list format 30
SCL lists 39
 contents of 39
SCL programs 29
scope 4
 including all subtrees 18, 34
 including base and one additional level 19, 35
 including base only 18, 35
 SEARCH_SCOPE property 37
search filter operators 4
search handle 23
_SEARCH method 38
searches
 freeing resources 15
 number of entries to return 36
 results 38
 time limits for 36
searching directory entries 38
 base only 18, 35
 including all subtrees 18, 34
 including base and one additional level 19, 35
 retrieving information about returned entries 14
 size limit for 20
 time limit for 20
searching DITs 4
searching LDAP directories 22
 example 25
searching LDAP servers 7
SEARCH_SCOPE property 37
 values for 37
secure bind 5
security 5
 access control 6
 authentication 5

- `_SELDBOS` error return code 35
- `_SELDDWN` error return code 35
- `_SELDICR` error return code 35
- `_SELDNSO` error return code 35
- server session options 36
- servers
 - See also* LDAP servers
 - directory servers 6
 - openLDAP slapd server 6
 - SAS Metadata Server 1
- session options
 - LDAPS_OPEN CALL routine 18
 - _OPEN method 34, 35
 - _SETOPTIONS method 36
 - _SETOPTIONS method 36
- simple bind 5
- size limit for searches 20
- subtrees
 - including all in search 18, 34
- SUBTREE_SEARCH_SCOPE property value 37

- SUBTREE_SEARCH_SCOPE session option 18, 34
- %SYSRC macro 35

T

- TCP port
 - LDAPS_OPEN CALL routine 18
 - _OPEN method 34
- time limits for searches 20, 36

U

- user identity 5
- UTF-8 character encoding 6

V

- value lists 30

Your Turn

We welcome your feedback.

- ☐ If you have comments about this book, please send them to **`yourturn@sas.com`**. Include the full title and page numbers (if applicable).
- ☐ If you have comments about the software, please send them to **`suggest@sas.com`**.

SAS® Publishing Delivers!

Whether you are new to the work force or an experienced professional, you need to distinguish yourself in this rapidly changing and competitive job market. SAS® Publishing provides you with a wide range of resources to help you set yourself apart. Visit us online at support.sas.com/bookstore.

SAS® Press

Need to learn the basics? Struggling with a programming problem? You'll find the expert answers that you need in example-rich books from SAS Press. Written by experienced SAS professionals from around the world, SAS Press books deliver real-world insights on a broad range of topics for all skill levels.

support.sas.com/saspress

SAS® Documentation

To successfully implement applications using SAS software, companies in every industry and on every continent all turn to the one source for accurate, timely, and reliable information: SAS documentation. We currently produce the following types of reference documentation to improve your work experience:

- Online help that is built into the software.
- Tutorials that are integrated into the product.
- Reference documentation delivered in HTML and PDF – **free** on the Web.
- Hard-copy books.

support.sas.com/publishing

SAS® Publishing News

Subscribe to SAS Publishing News to receive up-to-date information about all new SAS titles, author podcasts, and new Web site features via e-mail. Complete instructions on how to subscribe, as well as access to past issues, are available at our Web site.

support.sas.com/spn



**THE
POWER
TO KNOW®**

