

SAS® OnDemand for Academics

Registration Instructions

Overview

To register for SAS OnDemand for Academics, you must complete the following:

- Create a SAS Profile
- Verify the SAS Profile
- Register for SAS OnDemand for Academics with SAS Profile credentials

Once you have completed SAS OnDemand for Academics registration, you can access SAS Studio.

Register for SAS OnDemand for Academics

1. Start at <https://welcome.oda.sas.com/>.

2. These instructions assume that you do not have a SAS Profile. Click **SAS Profile**.

SAS® OnDemand for Academics Welcome [Sign In](#)

Learn

Learn SAS programming from basic to advanced techniques using our free cloud-based learning environment.

- Available anytime with minimal downtime to use at your convenience.
- Free access to SAS Studio, which supports all major desktop operating systems.
- 5GB of data storage for your personal files.
- Compatible with free [e-Learning courses](#) for guided instruction
- Ideal for certification training.
- Access to free online [SAS Communities](#), which provides access to more learning resources and a community of fellow learners sharing knowledge and advice.

Teach

Additional resources also available for use in qualified classrooms. See the [license](#) and the [terms of use and conditions](#) for more information on qualifications and restrictions.

- Additional 3GB of data storage per instructor to share files with students.
- Additional software options available when using Microsoft Windows:
- Learn SAS programming with SAS® Enterprise® Guide.
- Teach data mining techniques using SAS® Enterprise® Miner.
- Teach forecasting using SAS® Forecast® Studio®.
- Join the [SAS Educator Portal](#) for 24/7 access to free instructional materials, e-learning and certification exam prep to make it easier than ever to teach analytics.

Get Started

To sign up, just create your free [SAS Profile](#) and then sign in above to begin the registration process.

[License](#) | [Terms of Use & Legal Information](#) | [Privacy Statement](#)

Copyright © 2023 SAS Institute Inc. All Rights Reserved.

3. Complete all the required fields to create a SAS Profile.

SAS Profile

Step 1 of 2: Tell us about yourself.

Preferred Language

First Name *

Last Name *

Email *

Country/Region *

Affiliation With SAS *

Organization/University *

*Required

4. You must check the box to agree to the SAS Profile terms and conditions at the bottom of the SAS Profile page. Click **Create profile**.

The **Create profile** button turns blue when you have filled in all the required fields. When you click **Create profile**, a message is displayed that tells you that a verification email has been sent to you with instructions on how to activate your SAS Profile.

☐ Yes, I would like to receive occasional emails from SAS Institute Inc. and its affiliates about SAS products and services. I understand that I can withdraw my consent at any time by clicking the opt-out link in the emails.

☒ I agree to the [terms of use and conditions](#). *

All personal information will be handled in accordance with the [SAS Privacy Statement](#).

Create profile

After clicking "Create profile," you will receive a verification email with instructions for setting your password and activating your profile.

[Privacy Statement](#) | [Terms of Use and Legal Information](#)

Copyright © SAS Institute Inc. All rights reserved.

SAS Profile

Thank you for creating a SAS Profile. You're almost done!

A verification email has been sent to the address you provided. To verify your email address and activate your profile, click the link in the email (subject: *Please activate your SAS Profile*). You will then be prompted to set a password.

It may take a few minutes for the email to reach your inbox. If you do not receive the email, check your junk email folder.

To ensure that emails from SAS are not blocked by your mailserver, add sas.com to your list of safe sender domains.

If you have trouble creating your SAS profile, send email to SASProfileHelp@sas.com.

[Privacy Statement](#) | [Terms of Use and Legal Information](#)

Copyright © SAS Institute Inc. All rights reserved.

5. Click the **Activate your SAS Profile** link in the verification email that was sent to your email address.

replies-disabled@sas.com

To:

Please activate your SAS Profile

Today at 9:16 AM



Dear ODA User,

Thank you for creating a SAS Profile. Please verify your email address and activate your profile by clicking on the following link:

[Activate your SAS Profile.](#)

Once you've activated your profile, you can access free training, SAS communities, technical support and more. If you have any questions or have not requested a SAS Profile, please email SASProfileHelp@sas.com.

SAS and all other SAS Institute Inc. product or service names are registered trademarks or trademarks of SAS Institute Inc. in the USA and other countries. ® indicates USA registration. © SAS Institute Inc. All rights reserved.

When you click the **Activate your SAS Profile** link, you are taken to a screen so that you can set your SAS Profile password.

SAS Profile

Step 2 of 2: Please set your new password.

Password (show)

Confirm password

Set password

[Privacy Statement](#) | [Terms of Use and Legal Information](#)

Copyright © SAS Institute Inc. All rights reserved.

- When the password entries match, you can click **Set password**.

SAS Profile

Step 2 of 2: Please set your new password.

Password (show)

.....

✓

Do not use #, \, --, first name, last name, or part of your email address.

Your password must contain at least:

✓ 8 characters	✓ 1 lowercase letter	✓ 1 uppercase letter	✓ 1 symbol	✓ 1 number
----------------	----------------------	----------------------	------------	------------

Confirm password

.....

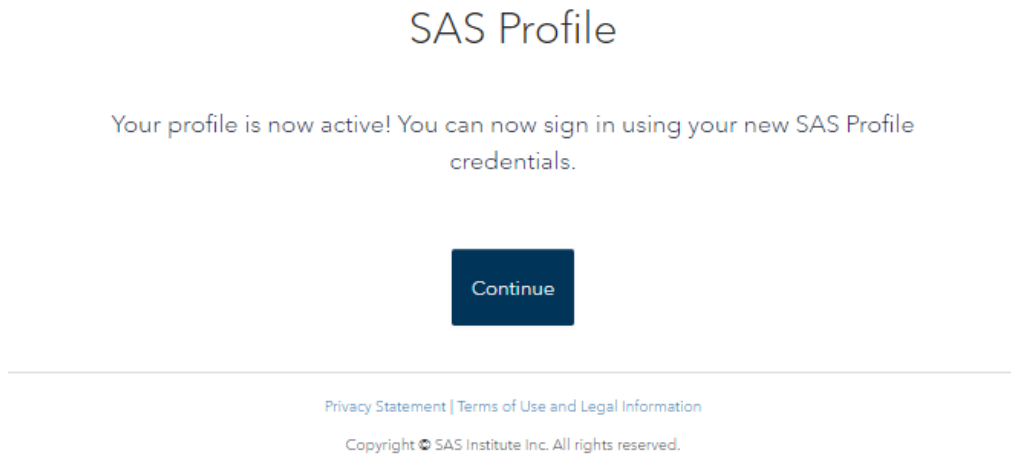
✓

Set password

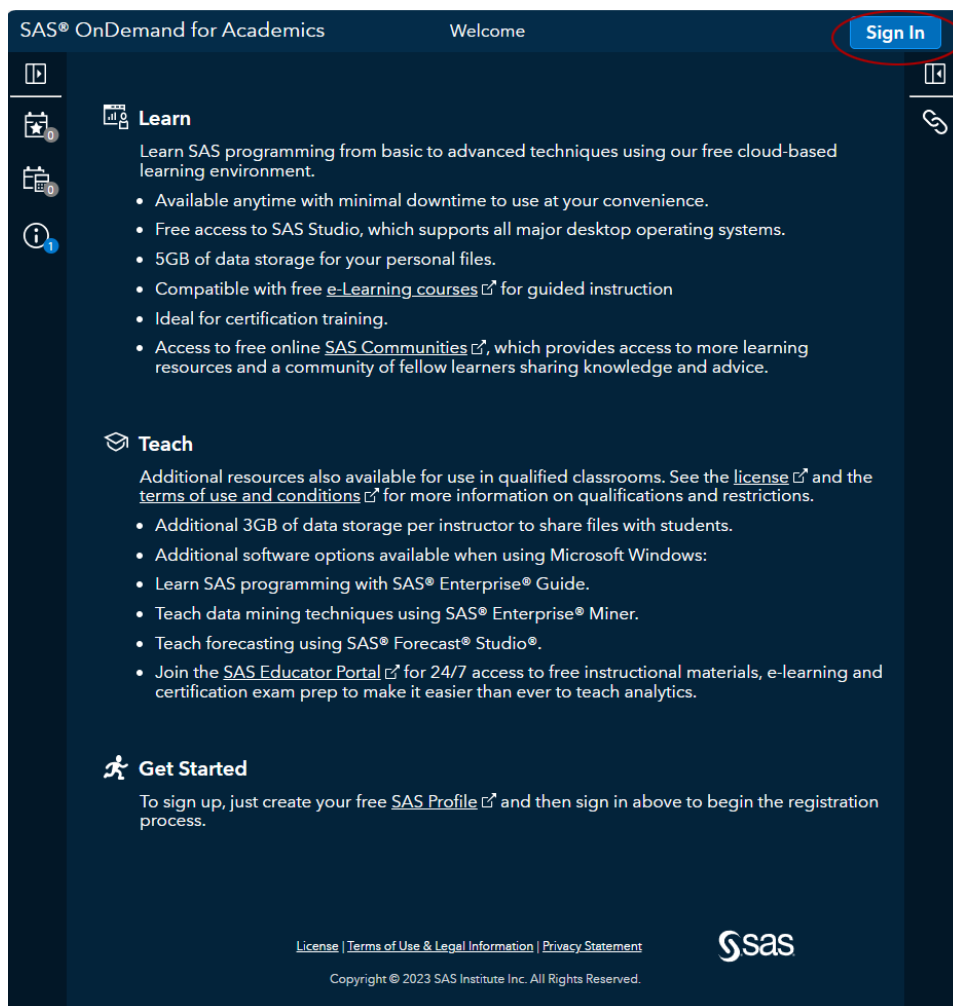
[Privacy Statement](#) | [Terms of Use and Legal Information](#)

Copyright © SAS Institute Inc. All rights reserved.

7. Your SAS Profile is now active. Click **Continue**.



8. Return to the [SAS OnDemand for Academics Sign In page](#). Click **Sign In**.



9. Enter your email address and your password. Agree to the terms of the license. Click **Sign In**.

The image shows a 'Sign In' modal form overlaid on the SAS website. The background website content includes sections for 'Learn', 'Teach', and 'Get Started'. The 'Learn' section describes SAS programming resources. The 'Teach' section lists additional resources. The 'Get Started' section explains the registration process. The 'Sign In' modal is a dark blue box with white text and input fields. It contains a title 'Sign In', an email input field with 'sodauser@email.com', a password input field with masked characters, a checkbox for accepting terms, a 'Sign In' button, and links for 'Forgot Password?' and 'Don't have a SAS Profile?'.

Learn

Learn SAS programming from basic to advanced techniques using our free cloud-based learning environment.

- Available anytime with minimal downtime to use at your convenience.
- Free access to SAS Studio, which supports all major desktop operating systems.
- 5GB of data storage for your personal files.
- Compatible with free [e-Learning courses](#) for guided instruction
- Ideal for certification
- Access to free content and more learning resources and advice.

Teach

Additional resources, including the [license](#) and the [terms of use and restrictions](#).

- Additional 3GB of storage
- Additional software
- Learn SAS programming
- Teach data mining
- Teach forecasting
- Join the SAS Education certification exam

Get Started

To sign up, just create your free [SAS Profile](#) and then sign in above to begin the registration process.

Sign In

☒ Accept the terms of the [license](#), the terms of [use and conditions](#), and the [use of cookies](#).

Sign In

[Forgot Password?](#)

[Don't have a SAS Profile?](#)

10. Agree to the terms and conditions. Click **Register**.

Learn

Learn SAS programming from basic to advanced techniques using our free cloud-based learning environment.

- Available anytime with minimal downtime to use at your convenience.
- Free access to SAS Studio, which supports all major desktop operating systems.
- 5GB of data storage for your personal files.
- Compatible with free [e-Learning courses](#) for guided instruction
- Ideal for certification training.

Unregistered Profile

This profile () is not currently registered for SAS® OnDemand for Academics. Would you like to register?

☒ By registering, I agree to comply with the [terms of use](#) and the [license](#) for this site. In particular, I acknowledge and understand the following statements:

- The use of this site for commercial work in any form, including unauthorized third-party training, is strictly forbidden.
- This site supports only lightweight activities. Limits are imposed and enforced on individual usage without notice to maintain fair access to all users.

Register **Cancel**

Get Started

To sign up, just create your free [SAS Profile](#) and then sign in above to begin the registration process.

11. You are presented with a screen with options. It is important that you understand these options as they affect how you interact with SAS OnDemand for Academics. The Help section named **Help me choose** contains embedded tools to aid you in determining the best region for you.

Suggest a Home Region

In most cases, the site performance from your typical usage location will indicate the best choice. Below, you can perform a simple test to estimate that performance if you are currently at that location.

Compare Performance of All Regions

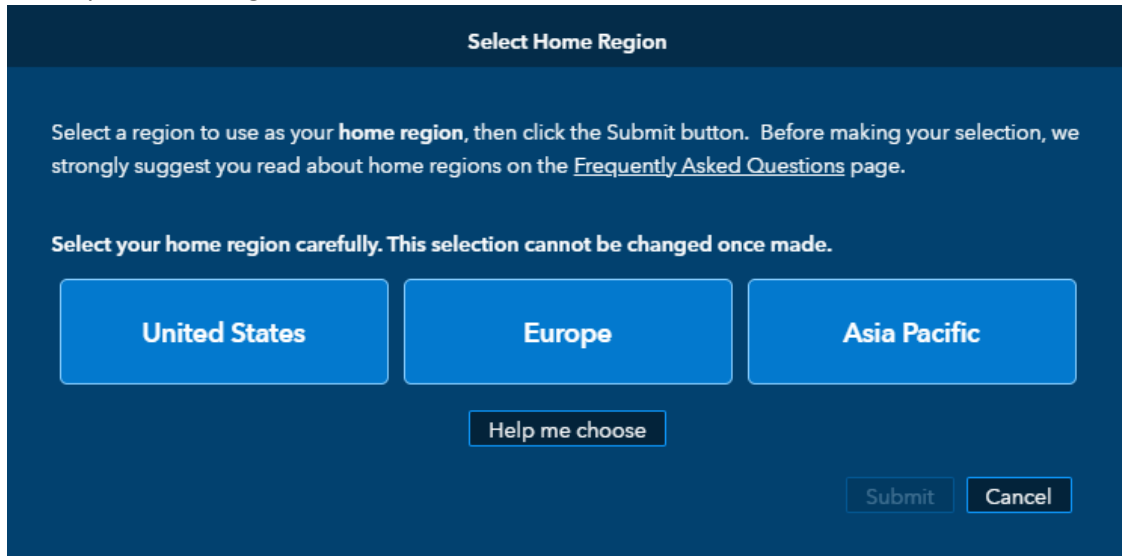
Alternatively, we can suggest a region based on your expected usage location if you select that location below. If you are currently at that location, you can select **(Current Location)** to detect it automatically.

Cancel

Click **Compare Performance of All Regions**. The tool suggests a region based on performance.

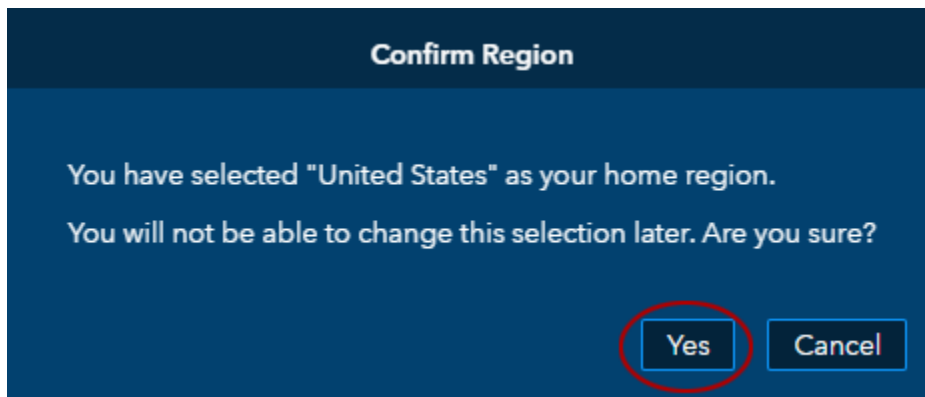
Alternatively, select the country in which you will primarily use SAS OnDemand for Academics from the drop-down menu. The tool suggests a region based on your expected usage location.

12. Select your home region. Click **Submit**.



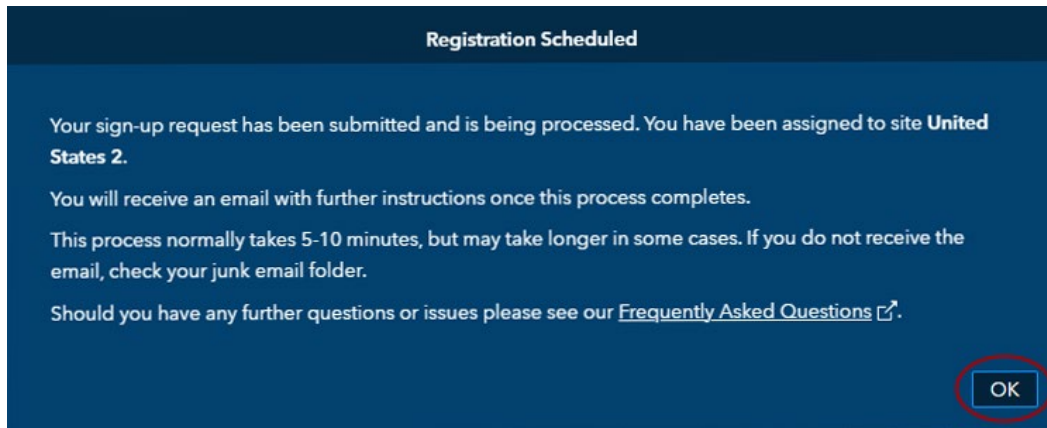
The screenshot shows a dark blue dialog box titled "Select Home Region". Inside, there is a paragraph of text: "Select a region to use as your **home region**, then click the Submit button. Before making your selection, we strongly suggest you read about home regions on the [Frequently Asked Questions](#) page." Below this is another line of text: "Select your home region carefully. This selection cannot be changed once made." There are three large blue buttons labeled "United States", "Europe", and "Asia Pacific". Below these buttons is a smaller button labeled "Help me choose". At the bottom right are two buttons labeled "Submit" and "Cancel".

13. A window prompts you to confirm your selection of a home region. Click **Yes**.



The screenshot shows a dark blue dialog box titled "Confirm Region". Inside, there is a paragraph of text: "You have selected 'United States' as your home region. You will not be able to change this selection later. Are you sure?" At the bottom right are two buttons labeled "Yes" and "Cancel". The "Yes" button is circled in red.

14. A message is displayed that says that your registration has been submitted and is being processed. An email is sent to you with further instructions. Click **OK**.



15. You should receive a confirmation email that contains a link to the [SAS OnDemand for Academics Sign In page](#). Click the link to open SAS OnDemand for Academics.

SAS OnDemand for Academics


To:

You are ready to start using SAS OnDemand for Academics

Today at 11:37 AM

Welcome to SAS(r) OnDemand for Academics. Your user ID is:



You can use either this user ID or your email address  along with your SAS Profile password, to sign in to SAS OnDemand for Academics:

<https://welcome.oda.sas.com>

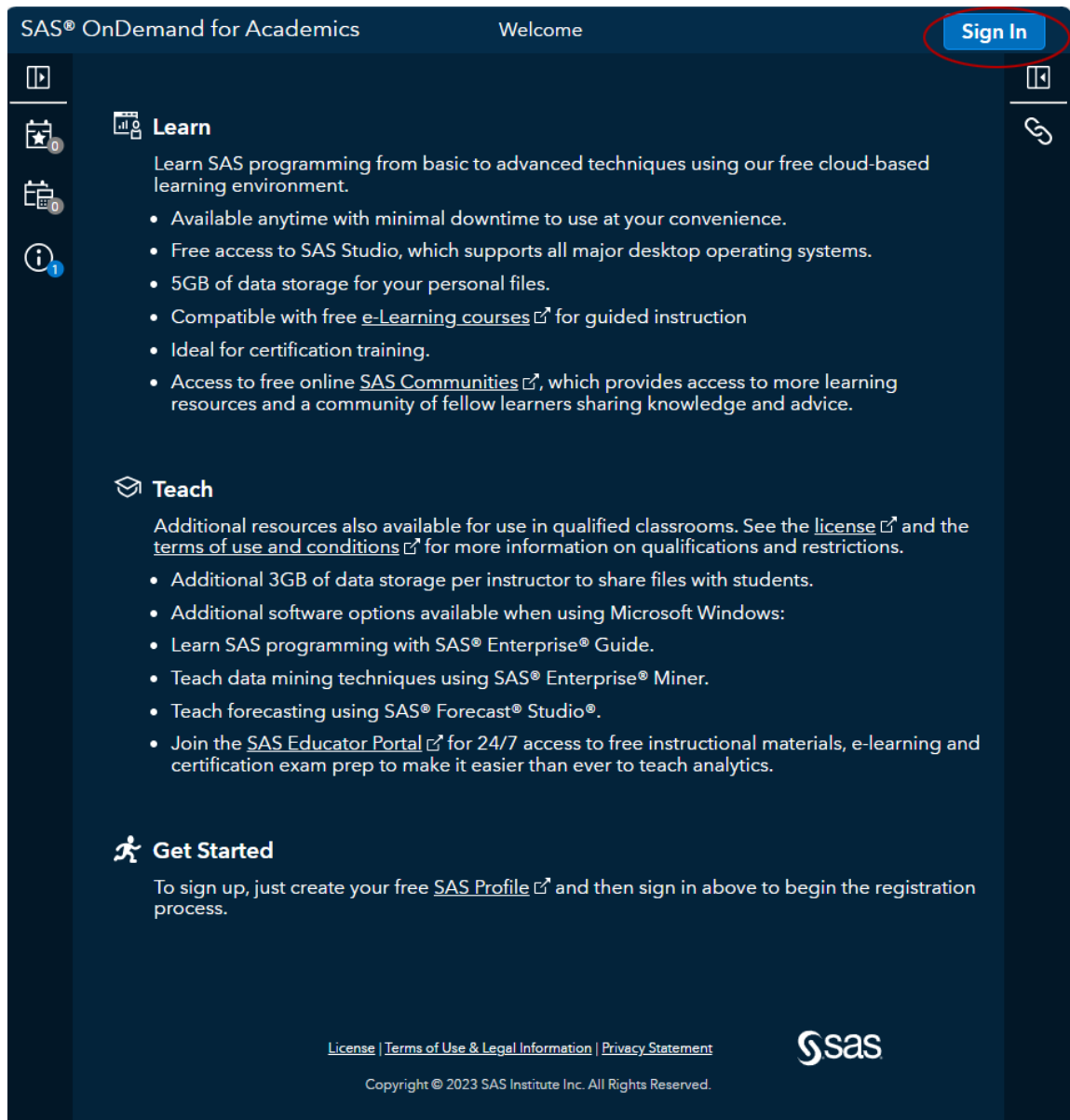
After signing in, you can:

- * Access SAS Studio software.
- * Register a course and share course information with students.
- * Review reference and support information. This information is also available from the support site: <http://support.sas.com/ondemand>

Regards,

The SAS OnDemand for Academics Team

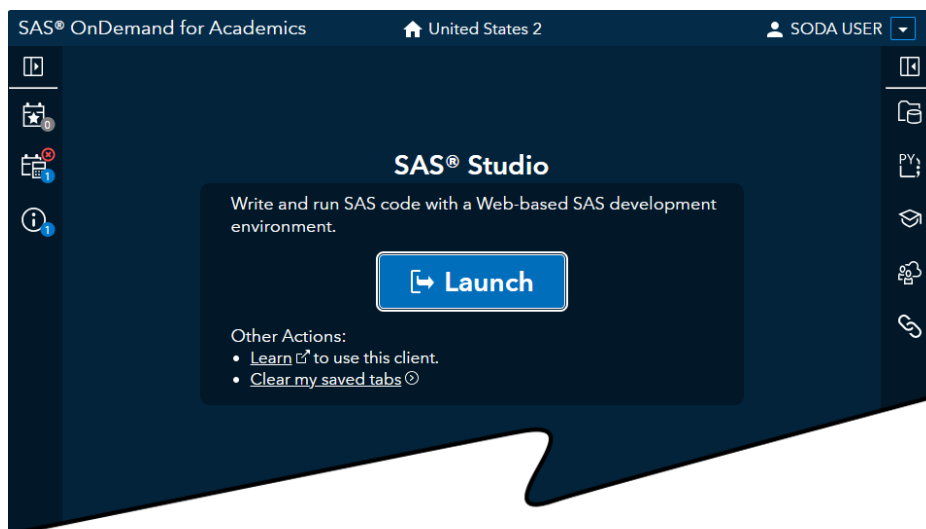
16. At the SAS OnDemand for Academics Sign In page, Click **Sign In**.



17. Enter your email address and your password. Agree to the terms and conditions. Click **Sign In**.

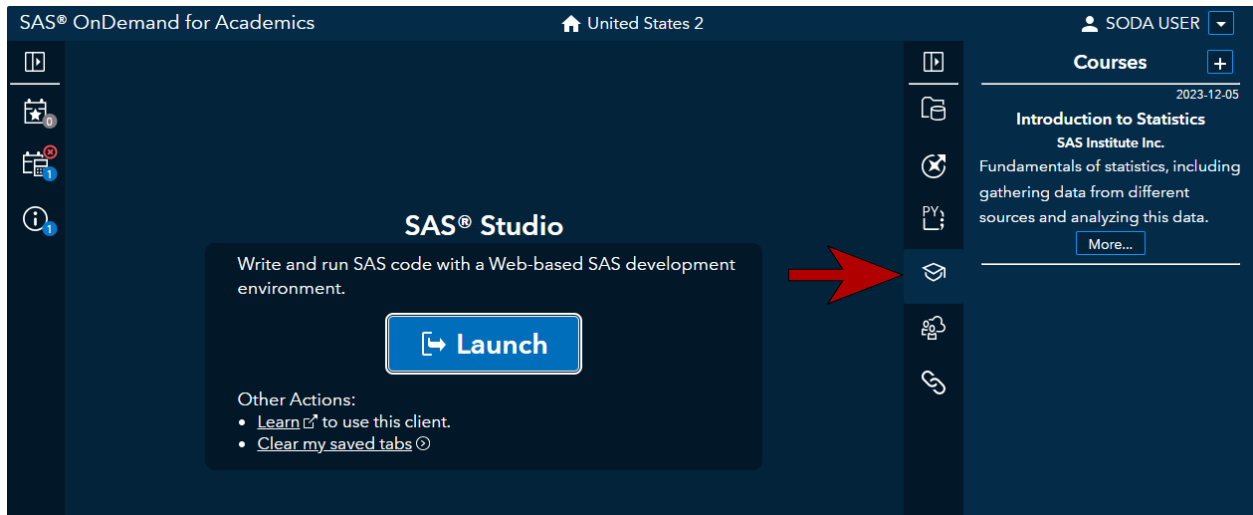
The screenshot shows a 'Sign In' modal window overlaid on the SAS OnDemand for Academics homepage. The modal has a dark blue header with the text 'Sign In'. Below the header, there are two input fields: the first contains the email address 'sodauser@email.com' and the second contains a masked password '.....'. Below the password field is a checkbox that is checked, with the text 'Accept the terms of the [license](#), the terms of use and conditions', and the use of cookies'. Below the checkbox is a 'Sign In' button. At the bottom of the modal, there are two links: 'Forgot Password?' and 'Don't have a SAS Profile?'. The background of the page shows sections for 'Learn', 'Teach', and 'Get Started'.

18. You are then logged in to SAS OnDemand for Academics. All users have access to SAS Studio as part of their registration. The other clients are all available with associated courses only. An instructor sends a course link to the students to enroll.



Additional References

In the following figure, the **Courses** tab is selected.



Sample Student Dashboard

In the following figure, the **Enrollments** tab is selected where you enroll in a course.

