

Paper 056-2011

Benefits of sasCommunity.org for JMP® Coders

Charles Edwin Shipp, Shipp Consulting, San Pedro, California
Kirk Paul Lafler, Software Intelligence Corporation, Spring Valley, California

Abstract

The benefits of sasCommunity.org to SAS® users are available to JMP® users also, but participation has lagged. This is partly due to excellent JMP websites including their discussion groups. Reasons for increased JMP participation on sasCommunity.org are illustrated and discussed, including the interchange of data, statistical and graphics, between SAS and JMP software. The benefit of a community to have your work known and also to help newer users will become increasingly more important as JMP users support sasCommunity.org as its popularity grows.

Introduction

sasCommunity.org is where SAS and JMP users can collaborate with others around the world. It is *by* users and *for* users, with emphasis on articles that can include ongoing development. Like an encyclopedia created by the best JMP and SAS users, it includes the best practices as they evolve. With the increased interaction between SAS and JMP applications there will be a greater exchange in sasCommunity.org. Both packages are adding new capabilities, including file exchange.

Background

JMP is designed for data visualization and discovery with statistical graphics. It is a package that started smaller than the expanded SAS package, but due to hardware and software advances is now able to stand alone in robust statistical analysis and presentation.

Sometime after SAS-L became mature, there was also a JMP-L for collaboration. It lasted a few years but the number of participants was not large enough to sustain itself. Now there is a blog for JMP users, but participation in sasCommunity.org will bring collaboration with those using both JMP and SAS. As the packages use the capabilities of the other there will be greater interchange on the website in common, see Figure 1. Remember that, "JMP and SAS are products by the same company." sasCommunity.org brings both of them together.

Before:



Now:

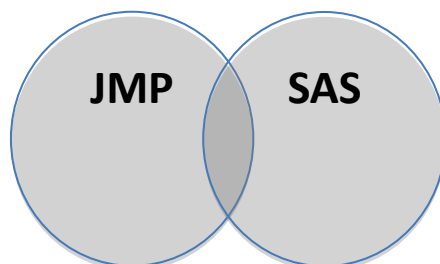


Figure 1. Greater interchange between JMP and SAS on sasCommunity.org (Before and Now)

The sasCommunity.org Main Page

To get the most from sasCommunity as well as the numerous features within, you'll want to become familiar with the Main Page, shown in Figure 2. The Main Page is the primary interface that users see as they access and interact with sasCommunity.org. The first thing you will notice about the main page, besides the beautiful graphics, is that it is organized into a number of parts: 1) on the left side is a grouping of hyperlinked keywords related to the main menu, page activity, getting started, search, and toolbox; 2) at the very top-right are two hyperlinks, Log in and Create account; 3) at the top are a grouping of special tabs related to articles, discussions, view source, and history; 4) in the body portion are the Bloggers' Corner and Forums; and 5) at the bottom of the body portion are a number of icons related to joining sasCommunity, getting involved, Sasopedia, events and user groups.

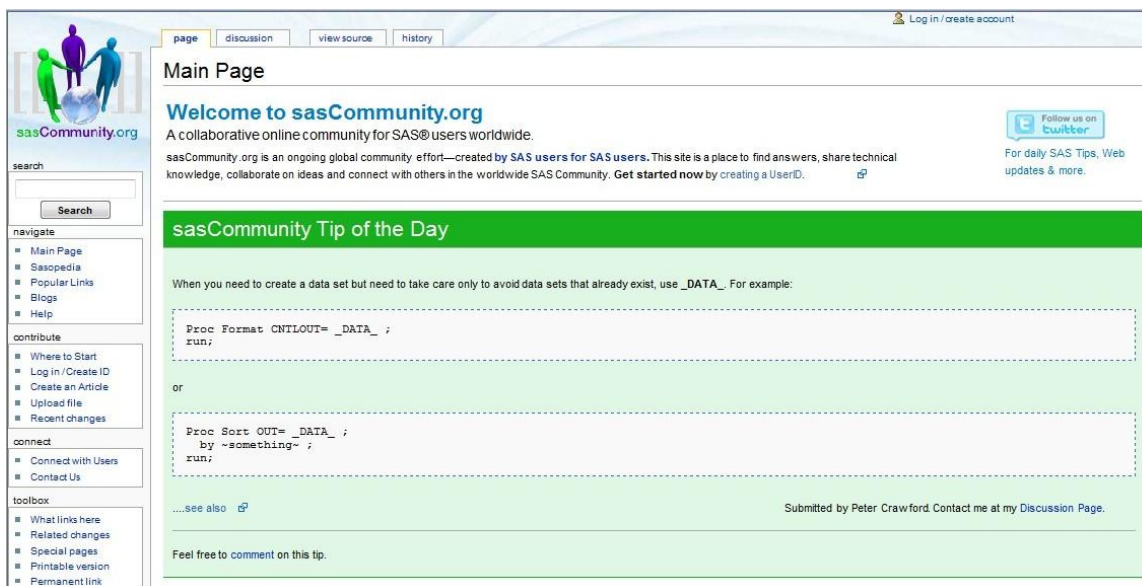


Figure 2. sasCommunity.org Front Page

Joining sasCommunity – Creating an Account

At some point during your online experience, and particularly before you are permitted to contribute to sasCommunity, you will need to create an account. To create an account you will need to click the **“log in / create account”** hyperlink located at the top-right of the Main Page. This will automatically display the Log in / create account special page, see Figure 3. Click the **“Create an account”** hyperlink to proceed. The Log in / create account page will automatically display.



Figure 3. Log in / create account special page

With the Create account page displayed, you are now ready to enter a unique Username, password, E-mail address, and optional Real name. Once this information is entered, click the **Create account** button, see Figure 4. Note: Although an e-mail address is required to be entered, an entry for Real name is optional and can be left blank. A password is your secret sequence of typed characters and is required for accessing your account. Anyone who knows your password can sign on to your account and could potentially cause a world of havoc such as deleting mail messages, sending bogus messages that look like they are coming from you, post messages on public forums that appear to be coming from you, and so on. Also, don't choose a password that is too obvious or too easy to guess. Because a password is so important, you should really select one with the utmost care.

Figure 4. Create account page

If your account is successfully created, a special Welcome message will display indicating that your account has been created, see Figure 5. You can then click the **Return to Main Page** hyperlink to display the Main Page.

Figure 5. Your account has been created page

As part of the verification process, an e-mail containing a confirmation code is automatically sent to the e-mail address you provided during the account creation process. Before you can activate e-mail activities on sasCommunity you will need to open the link displayed in the e-mail by clicking the listed hyperlink, see Figure 6.

Figure 6. Confirmation E-mail message

After clicking the hyperlink displayed in the e-mail, a confirmation page will automatically display indicating that the account belongs to you. As soon as this confirmation page displays sasCommunity e-mail features will be enabled, see Figure 7.

Figure 7. Confirm E-mail address page

Blogger's Corner

Blogger's Corner displays a list of Blogs or articles defined by SAS users. You can access Blogger's Corner from the Main Page by clicking the “**Blogs**” keyword hyperlink under the Main Menu category. Or, click the hyperlink, Visit **Bloggers' Corner** to see what your sasCommunity.org colleagues are blogging about..., located in the Blogger's Corner section of the Main Page. Once clicked, the Blogger's Corner page appears, see Figure 8.

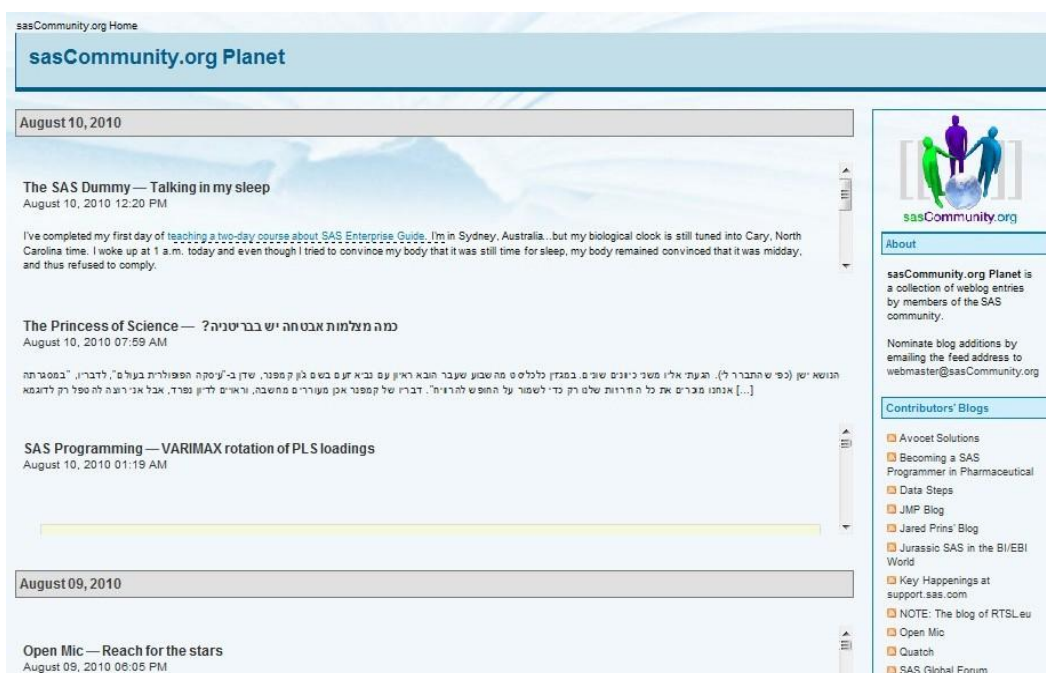


Figure 8. Blogger's Corner page

Accessing a blog is as easy as point-and-click. For example, click “**SAS Global Forum**” from the list of Contributors Blogs in the right panel to display the blog for SAS Global Forum, see Figure 9. Once the blog is accessed (and you are logged in), you will be able to participate in the discussion associated with that blog by clicking the ‘discussion’ tab located at the top of the page.

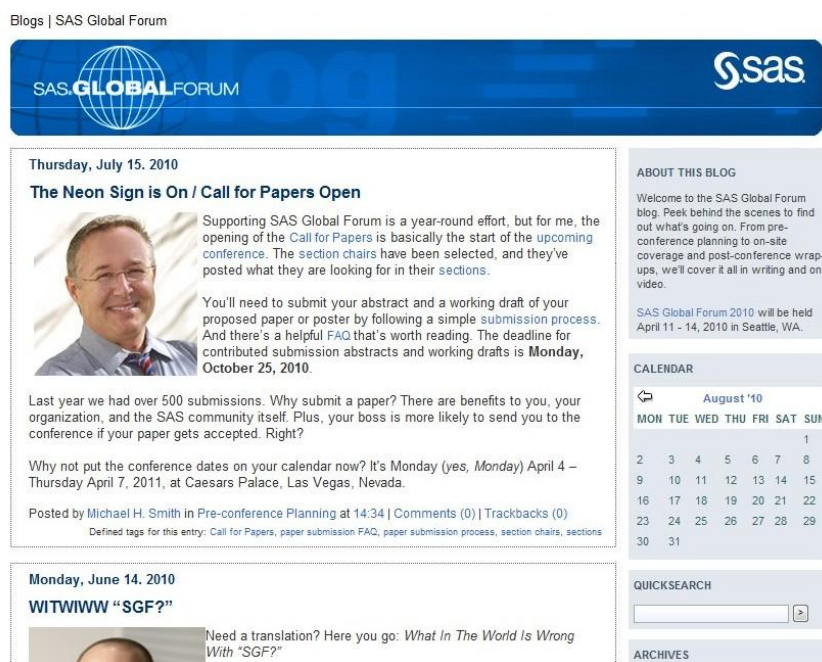


Figure 9. SAS Global Forum Blog page

To post a comment to the blog posting, click the 'Comment' hyperlink (and log into your account) located at the top of the blog page. With the Comment page displayed, you will be able to view and post a response (or comment) to the blog message, see Figure 10.

Add Comment

Name

Email

Homepage

In reply to [Top level] ▼

Comment

Enclosing asterisks marks text as bold ("word*"), underscore are made via _word_.
Standard emoticons like :-) and :-) are converted to images.
E-Mail addresses will not be displayed and will only be used for E-Mail notifications

To prevent automated Bots from commentspamming, please enter the string you see in the image below in the appropriate input box. Your comment will only be submitted if the strings match. Please ensure that your browser supports and accepts cookies, or your comment cannot be verified correctly.

9 A J N P Enter the string from the spam-prevention image above:

☐ Remember Information?

☐ Subscribe to this entry

Figure 10. SAS Global Forum comment page

Exploring Popular Links

sasCommunity.org provides a number of popular links for users to access and explore. Click the "Popular Links" keyword from the hyperlinks located at the left of the main page to display the Popular Links page, see Figure 11. This listing of popular links is organized as a collection of frequently accessed pages for ease of use.

page discussion edit history move watch

KirkLaffer my talk my preferences my watchlist my contributions log out

Popular Links

Find What's Popular and New on sasCommunity.org: [\[edit\]](#)

search

Search

navigate

- Main Page
- Sasopedia
- Popular Links
- Blogs
- Help

contribute

- Where to Start
- Log In / Create ID
- Create an Article
- Upload file
- Recent changes

connect

- Connect with Users
- Contact Us

toolbox

- What links here
- Related changes
- Upload file
- Special pages
- Printable version
- Permanent link

Get Knowledge, Tips and SAS Code

- Sasopedia
- sasCommunity.org Tips of the Day
- Presentations
 - SAS Global Forum 2010 Presentations
- SAS Books
- Other Knowledge Sites

Get Help

- Where to Start
- Wiki Help
- Wiki Editing Basics [\[edit\]](#)

Get Connected

- SAS Users on sasCommunity.org
- Employment Opportunities
- Events
- User Groups
- Provider's Registry
- Geographies

Learn More

- Welcome to sasCommunity.org
- Web Site Features
- Resources for those who are new to SAS

See What's New!

- Connect with your peers on SAS Global Forum Connect.
 - Designed for SAS Global Forum attendees
 - But even if you're not attending, you can still participate!

If you did not find what you were looking for, or would like assistance in getting started on sasCommunity.org, please email us. [\[edit\]](#)

Figure 11. Popular Links page

Exploring Upcoming Events

SAS users have a convenient way to find out about upcoming events including user group meetings, conferences, training classes, webcasts, and other interesting events relevant to the user community. Click the **"Events"** keyword hyperlink under the Main Menu category to display the Events page, see Figure 12.

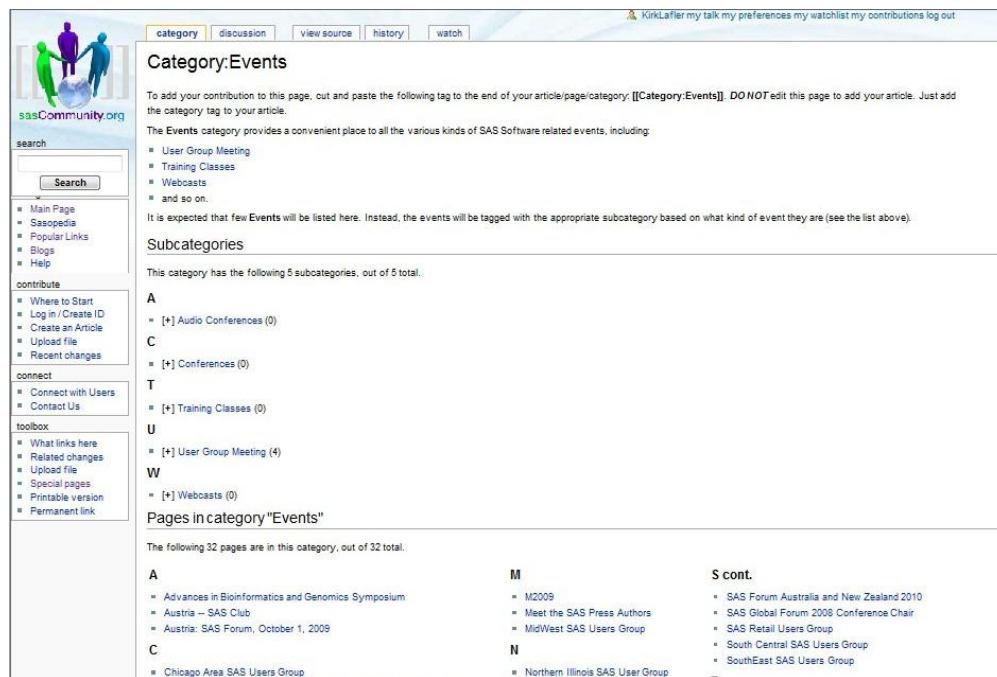


Figure 12. Events page

Using the Sasopedia

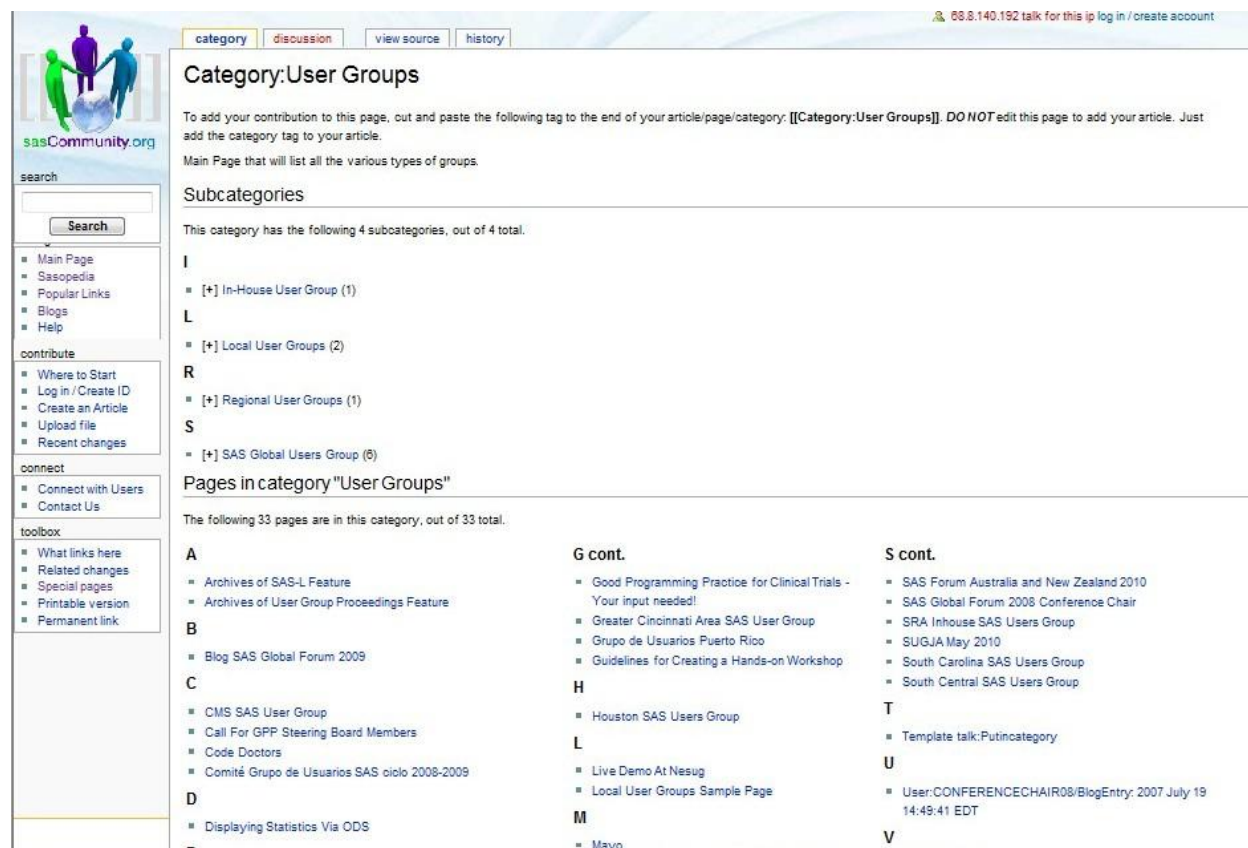
The Sasopedia is the place where users can access factual information and tips on using the SAS software. To access this fact-based resource, click the **"Sasopedia"** keyword hyperlink under the Popular Links category to display the Sasopedia page, see Figure 13. Although Sasopedia is currently being reorganized, it displays the following categories: 1) Language Elements, 2) Procedures, 3) Products, and 4) Topic for user convenience.



Figure 13. Sasopedia page

Staying Connected with User Groups

Users can access the latest goings-on with in-house, local, regional, and SAS Global Forum anytime, and anywhere. To access this fact-based resource, click the “**User Groups**” keyword hyperlink under the Popular Links category to display the User Groups page, see Figure 14.



The screenshot shows the 'Category: User Groups' page on sasCommunity.org. The sidebar on the left includes links for Main Page, Sasopedia, Popular Links, Blogs, Help, contribute (Where to Start, Log in / Create ID, Create an Article, Upload file, Recent changes), connect (Connect with Users, Contact Us), and toolbox (What links here, Related changes, Special pages, Printable version, Permanent link). The main content area has tabs for category, discussion, view source, and history. It includes instructions on how to add a contribution, a link to the Main Page, and a list of subcategories (I, L, R, S). Below this is a section titled 'Pages in category "User Groups"' showing 33 pages. The pages are listed in three columns: A (Archives of SAS-L Feature, Archives of User Group Proceedings Feature, Blog SAS Global Forum 2009, CMS SAS User Group, Call For GPP Steering Board Members, Code Doctors, Comité Grupo de Usuarios SAS oioio 2008-2009, Displaying Statistics Via ODS), G cont. (Good Programming Practice for Clinical Trials - Your input needed!, Greater Cincinnati Area SAS User Group, Grupo de Usuarios Puerto Rico, Guidelines for Creating a Hands-on Workshop), H (Houston SAS Users Group), L (Live Demo At Nesug, Local User Groups Sample Page), M (Mayo), S cont. (SAS Forum Australia and New Zealand 2010, SAS Global Forum 2008 Conference Chair, SRA Inhouse SAS Users Group, SUGJA May 2010, South Carolina SAS Users Group, South Central SAS Users Group), T (Template talk:Putincategory), U (User:CONFERENCECHAIR08/BlogEntry: 2007 July 19 14:49:41 EDT), and V.

Figure 14. sasCommunity User Groups page

Using the Search Feature

The built-in search feature lets you search topics on anything SAS, and/or SAS-related topics. In the Search dialog box, located on the left side of the Main Page, character-string information can be entered, and either the **Go** or **Search** buttons clicked. For example, say you are searching for anything 'consulting' as illustrated in Figure 15.



Figure 15. Search dialog box

Results matching the user-supplied character-string 'consulting' are automatically displayed and grouped as Article title matches and Page text matches. A partial listing of results for 'consulting' is displayed in Figure 16.



Figure 16. Page text matches for 'consulting'

Logging-out of a Session

Our quick tour of sasCommunity.org would not be complete without showing you how to log out (or sign out) of the virtual community. Although you probably have already guessed how to do this, we thought we would complete our tour and show you how anyway. Logging-out of a session requires you to click the **Log out** hyperlink that is located at the very top of any page in sasCommunity.org. Once clicked, the following Log out page displays as illustrated in Figure 17.

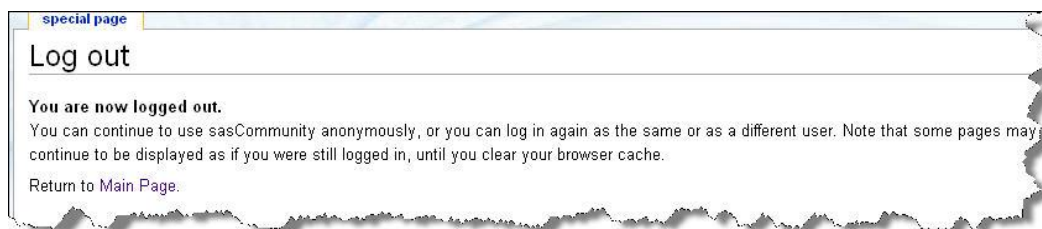


Figure 17. Log out page

Conclusion

The overlap of SAS and JMP will bring increase activity within sasCommunity.org. By learning to maximize the features of the "hub of all things SAS," JMP users will benefit themselves and others who will see the benefits of statistical graphics and analysis using JMP. The inclusion of the recent packages JMP Genomics and JMP Clinical Trials will only accelerate interchange.

References

- Kaplan, Andreas M.; Michael Haenlein (2010). "Users of the world, unite! The challenges and opportunities of Social Media". *Business Horizons* **53** (1): 59–68. doi:10.1016/j.bushor.2009.09.003, ISSN 0007-6813.
- Lafler, Kirk Paul and Charles Edwin Shipp (2009), "Collaborate with SAS Users Around the World with www.sasCommunity.org," – Awarded "Best Contributed Paper", Proceedings of the 2009 Annual SAS Global Forum Conference.

- Lafler, Kirk Paul and Charles Edwin Shipp (2008), *"Collaborate with SAS Users Around the World with www.sasCommunity.org,"* Proceedings of the 2008 Annual SAS Global Forum Conference.
- Lafler, Kirk Paul and Charles Edwin Shipp (2007), *"Collaborate with SAS Users Around the World with www.sasCommunity.org,"* Proceedings of the 2007 MidWest Users of SAS Software Annual Conference.
- Lafler, Kirk Paul and Charles Edwin Shipp (2007), *"Collaborate with SAS Users Around the World with www.sasCommunity.org,"* Proceedings of the 2007 Western Users of SAS Software Annual Conference.
- Lafler, Kirk Paul and Charles Edwin Shipp (2007), *"Consulting – Critical Success Factors," – Awarded "Best Contributed Paper"*, Proceedings of the 2007 Western Users of SAS Software Annual Conference.
- Lafler, Kirk Paul (2007), *sasCommunity.org Kirk Paul Lafler's PROC SQL Blog World*, sasCommunity.org – 2007.
- Lafler, Kirk Paul (2007), *sasCommunity.org Kirk's SASword Puzzles*, sasCommunity.org – 2007.
- Lafler, Kirk Paul and Charles Edwin Shipp (2001), *"SAS Consulting: New Beginnings," – Awarded "Best Contributed Paper"*, Proceedings of the Ninth Annual Western Users of SAS Software (WUSS) Conference – 2001.
- Shipp, Charles Edwin and Kirk Paul Lafler (2007), *sasCommunity.org Consultant's Corner Blog*, sasCommunity.org – 2007.
- Shipp, Charles Edwin and Kirk Paul Lafler (1995), *"Training in a World of Cost-Cutting and Downsizing," - Awarded "Best Contributed Paper"*, Proceedings of the Twentieth Annual SAS Users Group International (SUGI) Conference - 1995.

Acknowledgments

The authors would like to thank Lois Levin and Peter Crawford, SGF 2011 Coders' Corner Section Co-Chairs for accepting our abstract and paper, as well as Debbie Buck, SGF 2011 Conference Chair for a great conference!

Trademark Citations

SAS and all other SAS Institute Inc. product or service names are registered trademarks or trademarks of SAS Institute Inc. in the USA and other countries. ® indicates USA registration. Other brand and product names are trademarks of their respective companies.

About the Authors

Charles Edwin Shipp is a programmer, consultant and author, and has been using the SAS and JMP software since 1980. He is credited in the original JMP manual for his roles in the early days. He has written more than one hundred papers and has been an invited speaker at more than one hundred International, regional, local, and special-interest SAS and JMP conferences and meetings, and is the recipient of 10 "Best" contributed paper awards. Charlie is the co-author of three books including the ever-popular Books by Users (BBU) book, Quick Results with SAS/GRAPH Software. Currently, Charlie is involved as an eBook author, sasCommunity.org Advisory Board member, app developer, consultant for Trivani Foundation International with his lovely and brilliant wife, Lynnette, and consultant in JMP Genomics.

Kirk Paul Lafler is consultant and founder of Software Intelligence Corporation and has been using SAS since 1979. He is a SAS Certified Professional, provider of IT consulting services, trainer to SAS users around the world, and sasCommunity.org Advisory Board member. As the author of four books including PROC SQL: Beyond the Basics Using SAS, Kirk has written more than four hundred peer-reviewed papers, been an Invited speaker and trainer at more than three hundred SAS International, regional, local, and special-interest user group conferences and meetings, and is the recipient of 17 "Best" contributed paper awards. His popular SAS Tips column, "Kirk's Korner of Quick and Simple Tips", appears regularly in several SAS User Group newsletters and websites, and his fun-filled SASword Puzzles is featured in SAScommunity.org.

Comments and suggestions can be sent to:

Charles Edwin Shipp
JMP 2 Consulting, Inc.
E-mail: CharlieShipp@aol.com

~~~

Kirk Paul Lafler  
Software Intelligence Corporation  
E-mail: KirkLafler@cs.com