




SASware Ballot Results

OVERALL RANK	PART RANK	NUMBER OF VOTES	ITEM NUMBER
-----------------	--------------	--------------------	----------------

PART I **SAS Language**

General

7	5	295	2	provide the ability to read text and numeric values directly from Adobe PDF documents
8	6	288	6	add a new data set option which would allow a variable label to be renamed
17	9	235	7	provide the ability to define a data set as LIBREF.SUBFOLDER.DATASET
22	13	216	3	extend the maximum length to 32K for data set labels created by the LABEL= data set option
23	14	215	5	provide the ability to read the return code generated by URL and FTP access methods
37	15	170	4	support encryption and digital signatures in the EMAIL access method in the FILENAME statement
52	16	150	1	add an option to the EMAIL access method in the FILENAME statement to acknowledge receipt of the e-mail from the recipient



OVERALL RANK	PART RANK	NUMBER OF VOTES	ITEM NUMBER	
-----------------	--------------	--------------------	----------------	--

PART I **SAS Language**

DATA Step


5	3	305	12	add an option to control the level of error detection for uninitialized variables with settings of ERROR, WARN, or NOWARN
20	11	219	10	add an option to the system interrupt pop-up menu to dump the contents of the PDV to the SAS log for inspection
53	17	147	9	provide a message to the log to report the number of variables that match the pattern in statements that allow variable lists to be specified with the colon following a variable prefix
86	22	113	11	add an option to PRXCHANGE to dynamically evaluate and create the replacement string
96	23	105	8	allow different sort assertions with the ordered: argument_tag in the DECLARE statement to provide the ability for each key to use a separate sort order when you declare a hash object with multiple keys

Informats and Formats

2	1	365	14	provide a new format to return the numeric month of 1-12 when the full month name or first three letters of the month are supplied
14	8	247	13	provide a format that prints numbers with a superscript

National Language Support(NLS)

65	20	128	15	provide a format like the NLPCTw.d format to display negative percentages within brackets
----	----	-----	----	---



OVERALL RANK	PART RANK	NUMBER OF VOTES	ITEM NUMBER
-----------------	--------------	--------------------	----------------


PART I **SAS Language**

Display Manager System & Enhanced/ Text Editor

6	4	299	20	provide an option to reset line numbers back to start with 1 in the SAS log when resubmitting a program
13	7	248	24	provide the ability to do FIND and REPLACE operations using Regular Expressions
18	10	226	17	keep comments visible between collapsed DATA or PROC step code
20	11	219	21	provide a way to show the currently available macro definition from the macro catalog or SASAUTOS library for a highlighted macro name
55	18	146	18	allow viewing of the SAS Enterprise Guide task-generated code inline when adding custom code at valid insertion points
57	19	145	16	allow e-mail transmission of the contents of the Enhanced Editor as a Rich Text File document
82	21	114	22	allow display of text lines in hexadecimal form
105	24	97	19	keep and show a clipboard buffer contents-history pane
140	25	67	23	permit dynamic switching of character encoding, such as between ASCII and EBCDIC, to view and edit files of alternate encodings

Viewtable Window

3	2	335	25	provide the ability to display both the column name and label simultaneously
---	---	-----	----	--



OVERALL RANK	PART RANK	NUMBER OF VOTES	ITEM NUMBER
-----------------	--------------	--------------------	----------------

PART II

Base SAS

Procedures

General

82	23	114	26	add more descriptive labels for the CLM, LCLM, and UCLM for the procedures that can request these statistics
----	----	-----	----	--

PROC CORR

76	21	119	27	produce scatterplots of the ranked variables if SPEARMAN correlations are requested with ODS GRAPHICS
----	----	-----	----	---

PROC DATASETS

32	10	181	28	provide the ability to send output from PROC DATASETS to the listing destination
----	----	-----	----	--


PROC FORMAT

46	15	162	29	provide the ability to get the resulting month value in mixed case for output from the PROC FORMAT PICTURE statement, that is, "Mon NN" vs "MON NN"
----	----	-----	----	---

79	22	117	30	provide a method to allow digits as regular characters in a PICTURE specification
----	----	-----	----	---

PROC MEANS

127	25	79	31	allow CHARTYPE notation in the PROC SUMMARY TYPES statement
-----	----	----	----	---



OVERALL RANK	PART RANK	NUMBER OF VOTES	ITEM NUMBER
-----------------	--------------	--------------------	----------------


PART II Base SAS Procedures

PROC PRINT

27	7	210	32	format the N generated by PROC PRINT with a comma format
----	---	-----	----	--

PROC REPORT

12	3	251	35	provide the ability to suppress summary lines when there is only one observation for a group
19	4	220	39	add an option to keep groups from splitting across pages
25	5	212	41	for ODS HTML, PDF, RTF, and PRINTER output, optionally suppress the printing of a blank LINE statement when all of the variables used in the LINE statement are either blank or missing
26	6	211	42	provide an option to specify an indentation when text flows to the next row
28	8	201	38	provide the ability to conditionally execute LINE statements in a COMPUTE block
34	11	171	40	support COMPUTE BEFORE _PAGE_ and COMPUTE AFTER _PAGE_ with ODS RTF output
40	12	165	33	provide the ability to use multi-label formats
40	12	165	36	provide the ability to dynamically align text from LINE statements with report columns
49	16	158	45	provide an option to produce a line, like the HEADLINE option produces, below the report after the detail rows on a page and above the footnotes on each page



OVERALL RANK	PART RANK	NUMBER OF VOTES	ITEM NUMBER
-----------------	--------------	--------------------	----------------

PART II

Base SAS


Procedures

PROC REPORT (continued)

53	17	147	34	change the way output is printed when ACROSS variables are used to make values line up in the same row
60	19	140	44	provide the ability to use multiple BREAK statements on the same GROUP or ORDER variable
64	20	130	43	provide the ability to have multiple justifications for LINE statements in a COMPUTE block in ODS output so that each LINE statement can be customized, and make each LINE statement an individual cell in ODS destinations
82	23	114	37	add labels created from a combination of column header values to the ACROSS variable columns in output data sets

PROC SORT

1	1	437	47	add a NOUNIQUE option to PROC SORT to separate sorted output such that duplicate observations are written to one output dataset and all observations that had no duplicates are written to another output data set
9	2	258	48	provide an option to print information regarding progress of PROC SORT to the SAS log
30	9	185	46	provide an option to recreate user-created indexes when performing a data set replacement sort



OVERALL RANK	PART RANK	NUMBER OF VOTES	ITEM NUMBER
-----------------	--------------	--------------------	----------------

PART II Base SAS Procedures

PROC STANDARD

55	18	146	49	add the ability to replace missing values with a statistic other than the mean, such as median or mode
----	----	-----	----	--

PROC TABULATE


40	12	165	50	provide the ability to support the substitution of class variable names and level values in labels
----	----	-----	----	--

PART III SAS Macro Facility

4	1	308	51	provide the ability similar to the SELECT and WHEN statement functionality for the MACRO facility
---	---	-----	----	---

11	2	252	52	provide an automatic macro variable that contains the CPU time a step took to execute
----	---	-----	----	---


58	3	144	53	enhance the automatic MACRO variable SYSVER to handle release numbers of SAS that contain two dot-level names such as 9.1.3
----	---	-----	----	---



PART IV
SAS Output
Delivery
System (ODS)

OVERALL RANK	PART RANK	NUMBER OF VOTES	ITEM NUMBER
-----------------	--------------	--------------------	----------------

29	1	192	54	provide the ability to create 508-compliant PDF files
100	2	101	55	provide an INDEX option which performs the function of CONTENTS=YES, but places the index information on the last page
116	3	88	56	provide the ability in PROC DOCUMENT to replay a specified number of observations from a table



OVERALL RANK	PART RANK	NUMBER OF VOTES	ITEM NUMBER
-----------------	--------------	--------------------	----------------


PART V SAS/GRAPH

PROC GCHART

39	2	169	57	provide an option to display individual statistics for each subgrouped bar above and outside the uppermost bar
----	---	-----	----	--

PROC GPLOT

23	1	215	59	add filled symbols, such as square and triangle, to the Special Symbols table for use with the VALUE= option in a SYMBOL statement
47	3	161	60	provide an option in the SYMBOL statement to automatically cycle through a default listing of Special Symbol values to display unique markers for data points
103	4	98	58	provide the ability for the SKIPMISS option in the PLOT statement to break the join line when specifying the HILOCJ interpolation method in the SYMBOL statement



OVERALL RANK	PART RANK	NUMBER OF VOTES	ITEM NUMBER
-----------------	--------------	--------------------	----------------


PART VI SAS/AF

161	1	53	62	allow character variables as input parameters to the MESSAGEBOX function
162	2	52	64	provide an option on the BUILD command to save a CLASS entry
184	3	40	63	add a _findAll method and a _findAllExact method for the Tree View control
191	4	38	61	provide the ability to specify the orientation of the list boxes for the Dual Selector Control

PART VII SAS AppDev Studio

General


143	1	62	65	add printing support for custom applications to enable components such as relational tables, OLAP tables, and graphs to be printed in PDF format from both Web and client applications
146	2	61	68	add Linux as a supported operating system
162	3	52	69	provide the ability to edit stored processes in Eclipse
174	4	47	67	provide the ability to test portlets locally in Eclipse before deployment
180	5	43	66	add additional portlet template projects, such as an editable portlet, a url display portlet, or a stored process display portlet



OVERALL RANK	PART RANK	NUMBER OF VOTES	ITEM NUMBER
-----------------	--------------	--------------------	----------------

PART VIII SAS Add-In for Microsoft Office

40	1	165	70	add an option to run the job in the background
48	2	160	77	allow the use of Excel cells or a range of cells as prompt input into a stored process
63	3	131	73	provide the ability to run several stored processes in order and have results returned to a single or multiple output sources
71	4	122	74	provide the ability to maintain references to cells when results are modified or refreshed
95	5	106	79	provide the ability to insert a computed column when opening or assigning active data
103	6	98	75	provide the ability to display either the data set name or its description in appropriate windows
111	7	92	78	allow the ability to insert information or calculations in the middle of the results
122	8	83	76	provide the ability to write changes made to the active data back to the underlying data
126	9	80	71	permit refresh of multiple results with new style applied
148	10	60	72	enable searching in the Manage Favorites and SAS Tasks dialog




PART IX SAS Enterprise Guide

OVERALL RANK	PART RANK	NUMBER OF VOTES	ITEM NUMBER
-----------------	--------------	--------------------	----------------

General

10	1	254	87	allow the Export wizard to create multiple sheets in the resulting Excel spreadsheet
15	2	238	98	allow users to stop execution of a process flow if an error occurs in a task or code
16	3	236	80	allow multiple users to run tasks and code against the same data without generating errors regarding the data being locked
31	4	182	94	generate a warning message when opening a file that is in use by another user
33	5	174	84	support the use of PROC TEMPLATE when creating custom styles
34	6	171	82	allow the ability to specify a macro variable as the output data set name
44	7	163	90	provide the ability to export all code as a step in the project
50	8	152	95	allow users to see the appropriate metadata attributes of tables and other objects in libraries assigned to their workspace from metadata
51	9	151	86	provide an interface to create indexes for SAS tables
59	10	141	88	provide a utility to list the contents of a project file
67	11	127	81	add the ability to define attributes, such as foreground color, background color, and font, for Notes
69	12	126	96	allow the ability to toggle between landscape and portrait mode at an individual task level



OVERALL RANK	PART RANK	NUMBER OF VOTES	ITEM NUMBER
-----------------	--------------	--------------------	----------------

PART IX

SAS

Enterprise


Guide

General (continued)

72	13	121	97	provide a visual indicator within the process flow for tasks that include custom code
76	14	119	92	add support for the EXCEPT operator in the Query builder
78	15	118	85	recall the previously specified output location when exporting a data set as a step in the project
91	16	110	83	allow notes entered for a project to appear in the exported code
92	17	109	91	add the ability to control the font face and font size within the data grid
113	18	90	89	add the ability to execute an ordered list from the automation interface and to schedule the ordered list using the Schedule option
128	19	77	93	support datetime intervals, such as DTMONTH, DTQTR, DTDAY, in the Basic Forecasting task

OLAP Analyzer

159	20	54	102	provide the ability to create a calculated measure containing the value of a member property
168	21	50	100	add an editable breadcrumb trail to the interface, allowing users to enter a hierarchy member for navigation purposes
174	22	47	101	provide the ability to update bookmarks that describe an invalid view resulting in a MDX syntax error
193	23	36	99	add the ability to create paged views based on member values




OVERALL RANK	PART RANK	NUMBER OF VOTES	ITEM NUMBER
--------------	-----------	-----------------	-------------

PART X SAS Information Delivery Portal

86	1	113	103	provide the ability to disable capabilities such as personalization, publishing, or searching based on user permissions
121	2	85	105	add a visual indicator to the Information Map Viewer portlet so users will realize when a table is not displaying all of the rows or columns in the data
129	3	76	104	retain the minimized state of portlets so that the portlets will remain minimized the next time a user logs in

PART XI SAS Information Map Studio


98	1	104	107	allow multiple hierarchies from a single dimension within a report
116	2	88	109	provide an option to generate SQL Passthru code instead of PROC SQL code, which is database-specific, for more robust queries
134	3	71	108	provide the functionality to hide folders
137	4	69	106	provide the ability to create and surface calculated members through an OLAP-based Information Map
137	4	69	111	provide the ability to see tables that are preassigned and not imported into metadata
168	6	50	110	provide the ability to save the information generated by a print preview



PART XII SAS OLAP Server

OVERALL RANK	PART RANK	NUMBER OF VOTES	ITEM NUMBER
-----------------	--------------	--------------------	----------------

125	1	81	114	provide the ability to define a new hierarchy for an existing dimension without having to rebuild the cube to make the new hierarchy available
135	2	70	116	provide an option to order member values for levels within a cube based on the formatted order of the input columns
139	3	68	117	provide the ability to produce a user-friendly listing for a cube definition similar to what PROC CONTENTS gives you for data sets
143	4	62	115	provide the ability to hide grand totals on a per-measure basis
151	5	58	112	provide the ability to view and print the PROC OLAP source code without having to first save the generated code to a file
156	6	55	119	provide the ability to enable ARM logging on a per cube basis
165	7	51	120	allow scheduling of OLAP jobs through OLAP Cube Studio
168	8	50	113	provide an option to disable the use of predefined libraries
168	8	50	121	provide the ability to define a default member for a specific hierarchy or set
173	10	48	118	enable write-back capabilities to an OLAP cube to perform What-If style analysis




OVERALL RANK	PART RANK	NUMBER OF VOTES	ITEM NUMBER
-----------------	--------------	--------------------	----------------

PART XIII

SAS Web Report Studio

72	1	121	122	provide the ability to see the header of the table after scrolling down
94	2	107	130	apply conditional highlighting to a data item based on the value of another data item
105	3	97	123	provide the ability to specify dynamic text in headers and footers
113	4	90	129	allow the creation of prompts where you have the option to specify a value
123	5	82	132	provide the ability to sort on both the formatted and unformatted values for columns with user-defined formats
129	6	76	131	add the ability to link from only certain data items to another report
129	6	76	133	provide the ability to add security to specific sections of a report
132	8	75	126	provide the ability to move scheduled reports and all associated metadata for each job
135	9	70	128	provide the ability to create globally prompted filters that apply to selected sections
141	10	66	125	provide the ability to copy and paste entire report sections with different data
141	10	66	134	allow filters that are defined for one dimension to be applied in order to subset the filter list of another dimension
148	12	60	127	provide the navigation controls at the top of the table in addition to the navigation controls at the bottom of the table
156	13	55	124	add the ability to define custom range intervals and colors so that map region colors will be consistent across different views of the data



OVERALL RANK	PART RANK	NUMBER OF VOTES	ITEM NUMBER
-----------------	--------------	--------------------	----------------

PART XIV SAS/STAT

PROC LIFEREG


81	3	115	135	provide the output data set with automatically computed estimates of the HAZARD function
82	4	114	137	add TEST and CONTRAST statements
96	6	105	136	add the ability to fit frailty models
120	14	87	138	fit a Gompertz distribution

PROC LIFETEST

101	7	99	139	provide an option to compute Peto's variance formula for the Kaplan-Meier survival estimates
-----	---	----	-----	--

PROC PHREG

75	2	120	140	add the ability to fit random effects models including frailty models
90	5	112	143	add an option to perform likelihood ratio tests of the model parameters
109	9	96	142	provide the capability to automatically fit regression splines or smoothing splines
110	10	93	141	add an option to count or reveal the number of individuals in risk sets
111	11	92	144	fit relative survival models
116	12	88	145	develop a SURVEYPHREG procedure to fit Cox models to complex sample survey data



OVERALL RANK	PART RANK	NUMBER OF VOTES	ITEM NUMBER
-----------------	--------------	--------------------	----------------

PART XIV SAS/STAT

PROC QUANTREG

153	15	57	146	provide the ability to test parameter estimates for multiple quantiles simultaneously
-----	----	----	-----	---

PROC SURVEYMEANS


105	8	97	148	add an option to generate plots that incorporate the survey weights
116	12	88	147	provide the ability to calculate geometric means

PROC SURVEYSELECT

61	1	138	149	add an option for cluster sampling
----	---	-----	-----	------------------------------------

PROC TPSPLINE

187	16	39	150	add the ability to fit spline models with tension
-----	----	----	-----	---



OVERALL RANK	PART RANK	NUMBER OF VOTES	ITEM NUMBER
-----------------	--------------	--------------------	----------------

PART XV SAS/ETS

PROC EXPAND

153	1	57	152	support kalman filter-based interpolation methods as described in Little and Rubin (2002)
182	4	42	151	add a MAXERRORS= option to limit the number of error and warning messages that print

PROC QLIM


180	3	43	153	support Heckman's two-step estimation method of sample selection model
193	9	36	154	provide an option to output marginal effects at mean and median levels of independent variables and output standard errors of marginal effects
221	23	22	155	add a NORMALIZE option in the WEIGHT statement to compute normalized weights from the supplied weight variable

PROC SPECTRA

165	2	51	156	support Singular Spectrum Analysis, which is often used in analyzing short, noisy time-series data
-----	---	----	-----	--

PROC TIMESERIES

187	6	39	157	add the millisecond to supported SAS datetime intervals
-----	---	----	-----	---



OVERALL RANK	PART RANK	NUMBER OF VOTES	ITEM NUMBER
-----------------	--------------	--------------------	----------------

PART XV SAS/ETS

PROC UCM

184	5	40	158	support unobserved components models for multivariate time series data
-----	---	----	-----	--

PROC VARMAX

187	6	39	169	support multivariate time series models, such as VAR or VARMA models, or both, for panel data
-----	---	----	-----	---

192	8	37	162	add options to ODS GRAPHICS to control offset, legend, border, axis label, axis origin, and graph title (in the graph)
-----	---	----	-----	--

195	10	35	160	support the enhanced Durbin-Watson statistic for models that contain lagged endogenous regressors, such as cointegrated models
-----	----	----	-----	--

196	11	34	159	add a multivariate unit root test
-----	----	----	-----	-----------------------------------

198	12	32	164	provide the ability to test restrictions on the Beta parameters under the assumptions of restrictions on the Alpha parameters when fitting Error Correction Models
-----	----	----	-----	--


203	13	30	161	support multivariate ARFIMA models and fractional cointegration
-----	----	----	-----	---

203	13	30	163	support unit root and cointegration tests that can account for the presence of multiple structural breaks in the data
-----	----	----	-----	---

203	13	30	171	provide an option to graph the impulse response functions
-----	----	----	-----	---

203	13	30	173	provide an option to compute and print the impulse response function for the dynamic simultaneous equation form of the model
-----	----	----	-----	--

207	17	29	165	provide the ability to test restrictions on the Phi coefficients when fitting an Error Correction Model
-----	----	----	-----	---



OVERALL RANK	PART RANK	NUMBER OF VOTES	ITEM NUMBER
-----------------	--------------	--------------------	----------------


PART XV SAS/ETS

PROC VARMAX (continued)

207	17	29	172	provide a variable ordering option for use in fitting structural VAR models
209	19	28	167	add support for the VECM-GARCH model for cointegrated variables
215	20	26	166	support the generalized forecast error variance decomposition and associated generalized impulse response function as proposed by Pesaran and Shin (1998)
215	20	26	168	allow explanatory variables to be used in the definition of the conditional covariance for a multivariate GARCH model, and support an input data set or other option for fitting a multivariate GARCH model with a user-specified correlation matrix
215	20	26	170	add a NORMALIZE=IDENTITY option in the CONTEG statement for EC modeling

PART XVI SAS/IML

151	1	58	174	support complex arithmetic operations involving numbers with real and imaginary parts
178	2	44	175	support a function or CALL routine to forecast fractionally integrated ARMA models
200	3	31	176	support an argument to supply initial values to the ARMASIM function



OVERALL RANK	PART RANK	NUMBER OF VOTES	ITEM NUMBER
-----------------	--------------	--------------------	----------------

PART XVII SAS/OR


PROC OPTMODEL

200	1	31	177	provide basic solver options, such as MAXTIME, without having to directly specify a solver
209	2	28	179	support multiple subproblems in one PROC OPTMODEL invocation
212	3	27	178	add the ability to DROP and RESTORE variables similar to the current ability to DROP and RESTORE constraints

PART XVIII SAS/QC

PROC RELIABILITY

172	1	49	180	add an OUTPUT statement
187	2	39	181	add the capability to do hypothesis testing with classification variables in terms of a CONTRAST statement or some facility for pairwise comparisons



OVERALL RANK	PART RANK	NUMBER OF VOTES	ITEM NUMBER
-----------------	--------------	--------------------	----------------

PART XIX SAS High- Performance Forecasting

PROC HPFENGINE

200

1

31

182

add a `_label_` variable to the `OUTMODELINFO=` data set to provide a description of the estimated IDM model

PART XX SAS Credit Risk Management


212

1

27

183

add a scroll bar to inputs trees




OVERALL RANK	PART RANK	NUMBER OF VOTES	ITEM NUMBER
-----------------	--------------	--------------------	----------------

PART XXI **SAS Enterprise** **Miner**

159	1	54	188	add a property to change the number of deciles in modeling node output
162	2	52	186	add the ability to import user-defined scorecards for analysis
165	3	51	187	add support for interactions in the interactive window
174	4	47	189	add a startup code property for each node
178	5	44	191	add an Iterative Reclassification method
183	6	41	185	add the Divergence statistic to the Scorecard node
184	7	40	184	add the distribution of all input variables used in the Scorecard to the output of the Reject Inference node
198	8	32	190	allow the Reject Inference node to be run without having a Scorecard node before it

PART XXII **SAS Forecast** **Server**

215	1	26	192	add the ability to include partial interval demand information
-----	---	----	-----	--




OVERALL RANK	PART RANK	NUMBER OF VOTES	ITEM NUMBER
-----------------	--------------	--------------------	----------------

PART XXIII SAS Model Manager

196	1	34	193	display graphs created from pre or post code, or both
-----	---	----	-----	---

PART XXIV SAS OpRisk Monitor

219	1	25	194	add a space where there is no value so the table is easier to read
221	2	22	195	display a message about proper authorization before data is filled in and submitted
224	3	20	196	show the build version when running the database environment script as it is shown in the GUI "About SAS Oprisk Monitor"
225	4	7	197	do not require the deletion of control data sets when changing the configuration file, features.txt



OVERALL RANK	PART RANK	NUMBER OF VOTES	ITEM NUMBER	
--------------	-----------	-----------------	-------------	--

PART XXV SAS OpRisk VaR

226	1	6	199	add an option to exclude missing values from filter results
226	1	6	200	leave the tree expanded when moving a project from sub-folder to root
228	3	5	198	do not allow Project Properties to display project components that are not shared


PART XXVI SAS Risk Dimensions

209	1	28	201	provide a method to check repeat instruments based on the name of the pricing method
-----	---	----	-----	--

PART XXVII Connectivity

General

156	1	55	202	register SAS TCP/IP port numbers with IANA
-----	---	----	-----	--



OVERALL RANK	PART RANK	NUMBER OF VOTES	ITEM NUMBER
-----------------	--------------	--------------------	----------------


PART XXVIII SAS/ACCESS

General

34	1	171	204	provide more programming examples in the SAS documentation that demonstrate inserting data using SAS/ACCESS options
44	2	163	207	provide the ability to retrieve table metadata from a database by querying only the system tables (not the actual data tables)
65	4	128	206	clarify the discussion of numeric precision between SAS and the Oracle database in the SAS documentation and ONLINE help
69	5	126	205	add a new option that allows you to filter the list of tables associated with a schema by using wildcard characters
72	6	121	203	optimize append processing of SAS/ACCESS engines by indicating that the update to the table is to insert data only
143	7	62	208	change the message generated by DIRECT_SQL=NO from an error message to a note

Interface to PC File Formats

61	3	138	209	provide the ability to import cell comments (property of cell) along with the data when importing an Excel file
----	---	-----	-----	---



OVERALL RANK	PART RANK	NUMBER OF VOTES	ITEM NUMBER
-----------------	--------------	--------------------	----------------

PART XXIX SAS ODBC Driver


150	1	59	210	add a checkbox to the SAS ODBC Driver DSN configuration dialog's General tab to allow the user to specify the use of "DQUOTE=ANSI" when connecting to a server
-----	---	----	-----	--

PART XXX SAS Scalable Performance Data Server

212	1	27	211	provide a method to grant administrator privileges by allowing a level-0 user to have level-7 "like" privileges to a specific domain
221	2	22	212	remove the performance class prompt from the PSMGR utility

PART XXXI SAS/CONNECT

79	1	117	213	add One Time Password (OTP) support to the SAS/CONNECT spawner
----	---	-----	-----	--




OVERALL RANK	PART RANK	NUMBER OF VOTES	ITEM NUMBER	
--------------	-----------	-----------------	-------------	--

PART XXXII SAS Integration Technologies

113	1	90	216	provide the ability to run stored process servers under client credentials
146	2	61	215	provide the ability to define SAS options for IOM servers in SAS Management Console
220	3	24	214	provide support for TIBCO AE Classes

PART XXXIII SAS Manage- ment Console

67	1	127	219	provide a way to automate partial promotion of SAS BI metadata objects
86	2	113	220	provide ability to control logging options on individual servers
86	2	113	222	provide the option to administer what BI clients, such as Enterprise Guide, have access which servers to avoid having to depend on specific clients to enforce such features as row level security
98	4	104	218	provide the ability to apply a custom ACT to multiple objects at one time
101	5	99	221	allow users the ability to sort all listed metadata objects in SAS Management Console, including ACT's, reports, maps, and folders
105	6	97	217	provide the ability to add multiple metadata identities without opening a new Add user window




OVERALL RANK	PART RANK	NUMBER OF VOTES	ITEM NUMBER
-----------------	--------------	--------------------	----------------

PART XXXIV SAS Metadata Server

37	1	170	223	provide a simple front end to the SAS BI metadata that will allow managers of the enterprise metadata to produce reports on the content stored in the metadata
----	---	-----	-----	--

PART XXXV LSF Job Scheduler

123	1	82	224	provide the ability to view components of a job that is already scheduled
-----	---	----	-----	---



OVERALL RANK	PART RANK	NUMBER OF VOTES	ITEM NUMBER
-----------------	--------------	--------------------	----------------

PART XXXVI SAS System for Mainframes

*SAS System
under z/OS*


133	1	72	225	support SFTP (OpenSSH) as a FILENAME access method on z/OS
153	2	57	226	add an option to send a SETINIT expiration warning to the z/OS system console because users might not check their logs

PART XXXVII SAS System for Windows

93	1	108	227	allow SAS software installations to be packaged and integrated with various installation provisioning environments, such as Microsoft Systems Management Server, IBM Tivoli Provisioning Manager, and others
----	---	-----	-----	--

PART XXXVIII SAS System for UNIX

177	1	45	228	offer support for COSORT
-----	---	----	-----	--------------------------



Distribution of Respondent Job Functions:

46% Applications Programmer

20% Manager/Staff End User Department

8% Manager/Staff Information Center

16% SAS Software Consultant

9% SAS Software Representative

5% SAS Software Training Coordinator

38% Statistician

26% Systems Analyst

12% Systems Manager